




	Opm, Notes see end	Jaar, Year, Jahr, Année	ST Set	Euro ex btw	HD Set	Euro ex btw	🕒 u, h	PRO Set	Euro ex btw	PER Set	Euro ex btw	🕒 u, h
ALFA ROMEO												
Alfa 33	excl. 4x4	83-94	10A01	126	10A01H	151	0,5					
Alfa 33 SportWagon *1	excl. 4x4	88-94	10A05	126	10A05H	151	0,5					
Alfa 75		85-94	65S655	114	65S662	139	0,75					
Alfa 90		84-89	65S655	114	65S662	139	0,75					
Alfa 145, 146		94-	19C02	110	19C02H	120	0,5					
Alfa 147		00-						1001PRO	220	1001PER	175	1
Alfa 155	excl. 4x4	91-97	19C02	110	19C02H	120	0,5					
Alfa 155 4x4		91-97	10C02	125	10C02H	150	0,75					
Alfa 156	excl. Sport Suspension	97-05						1001PRO	220	1001PER	175	2
Alfa 156	Sport Suspension	97-05								1001PER.K	205	
Alfa 156 SportWagon *1	excl. Sport Suspension	00-05						1003PRO	220	1003PER	175	2
Alfa 156 SportWagon *1	Sport Suspension	00-05								1003PER.K	205	2
Alfa 156 incl. SportWagon *1	Vóóras / Front axle	97-05										
Alfa 159 incl. SportWagon *1		05-	10S05	149	10S05H	174	1,5					
Alfa 164		87-98						1901PRO	203	1901PER	158	1,5
Alfa 166		10.98-								1002PER	175	2,5
Alfetta, Alfetta GT / GTV		72-86	65S655	114	65S662	139	0,75					
Giulietta		77-86	65S655	114	65S662	139	0,75					
GT		04-						1001PRO	220	1001PER	175	2
Alfa Sprint		84-90	10A01	126	10A01H	151	0,5					
AUDI												
50		74-78	65S455	114	65S460	124	1					
80		72-8.78	65S655	114	65S662	139	1					
80	excl. Quattro 4x4	9.78-8.91						3801PRO	183	3801PER	138	1
80 incl. Avant *1		9.91-95						3804PRO*6	209	3804PER	164	1
90	excl. Quattro 4x4	84-8.91						3801PRO	183	3801PER	138	1
100		8.73-76	65S655	114	65S662	139	1					
100, 200 incl. Avant *1		76-82	38C01	105	38C01H	130	0,5					
100, 200 incl. Avant *1	excl. Quattro 4x4	82-94	65S560	124	65S565	139	1	----				1
100	Quattro 4x4	11.90-94	65S560	124	65S565	139	1					
100 Avant, 200 Avant *1	Quattro 4x4	3.83-94	65S560	124	65S565	139	1					
Coupé	excl. Quattro 4x4	8.80-96						3801PRO	183	3801PER	138	1
A2		00-05	*4		*4		0,75					
A3	excl. Quattro 4x4	96-03	38C06	113	38C06H	138	0,5					
A3 incl. Sportback	excl. Quattro 4x4	03-12	38C09	113	38C09H	138	0,5					
A3 incl. Sportback	excl. Quattro 4x4	13-	38C13	133	38C13H	158	0,5					
A4 excl. SportSuspension	type B5, excl. Quattro 4x4	95-01	38S02	105	38S02H	130	1	3808PRO*6	197	3808PER	152	1
A4 SportSuspension	type B5, excl. Quattro 4x4	95-01	38S02	105	38S02H	130	1					
A4 Avant *1	type B5, excl. Quattro 4x4	96-01	38S02	105	38S02H	130	1					
A4 incl. Avant *1 excl. Quattro 4x4	type B6/B7	01-07	38C10	113	38C10H	148	0,75					
A4 incl. Avant *1 Quattro 4x4	type B6/B7	01-07	38S04	173	38S04H	198	0,75					
A4 incl. Avant *1 excl. Quattro 4x4	type B8	08-	38C16	134	38C16H	159	0,5					
A5		07-	38C16	134	38C16H	159	0,5					
A6 incl. Avant *1 excl. Quattro 4x4	type C4	94-5.97	65S560	124	65S565	139	1	----				1
A6 incl. Avant *1 Quattro 4x4	type C4	94-5.97	65S560	124	65S565	139	1					
A6	excl. Quattro 4x4	6.97-04	38C05	113	38C05H	138	0,25					
A6 Avant *1	excl. Quattro 4x4	6.97-05	38C05	113	38C05H	138	0,25					
A6	Quattro 4x4	7.97-04	38S03	130	38S03H	155	1,25					
A6 Avant *1	Quattro 4x4	12.97-05	38S03	130	38S03H	155	1,5					
A6 incl. Avant *1 Quattro 4x4		11-	38C16	134	38C16H	159	0,5					
Q5		09-	38C16	134	38C16H	159	0,5					
S3		13-	38C13	133	38C13H	158	0,5					
AUSTIN												
Montego , Maestro excl. 700L Van *2		83-94	65S655	114	65S660	124	1					

	Opm, Notes see end	Jaar, Year, Jahr, Année	ST Set	Euro ex btw	HD Set	Euro ex btw	🕒 u, h	PRO Set	Euro ex btw	PER Set	Euro ex btw	🕒 u, h
BEDFORD												
Astra Max *2		85-93	30A03	154	30A03H	189	0,25					
CF 220, 250, 280, 340 excl. type 97700	Extra Heavy Duty *21	76-82	*4		12B02E	218	0,75					
BMW												
1502, 1602, 1802, 2002	E6, E10	66-77	65S660	124	65S665	139	0,75					
2.5CS, 3.0CS	E9	71-76								1406PER	188	1
2500 2.8, 3.0, 3.3	E3	-77	*4		*4							
1 series	E81,E87,E82,E88	04-	14S01	145	14S01H	170	1,25					
3 series excl. 315	E21	75-82	65S655	114	65S662	139	1,25					
3 series model 315	E21	80-84	65S655	114	65S662	139	1,25					
3 series	E30	83-91	30C09H	110	30C09E	130	0,25					
3 series Touring *1	E30	87-95	30C07H	123			0,5					
3 series	E36	12.90-98	30C09H	110	30C09E	130	0,25					
3 series Touring *1	E36	95-99	30C09H	110	30C09E	130	0,25					
3 series Compact	E36	94-00	30C09H	110	30C09E	130	0,25					
3 series incl. Touring *1	E46	3.98-05	14C04	107	14C04H	132	0,5					
3 series incl. Touring *1, Coupé	E90, E91, E92	05-	14S02	165	14S02H	190	1,75					
5 series	E12	72-6.81	65S560	124	65S565	139	1,25					
5 series	E28	7.81-88						1404PRO	199	1404PER	154	1,25
5 series excl. Touring *1	E34	88-96						1401PRO	206	1401PER	161	1,25
5 series excl. Touring *1	E39	96-03						1405PRO	213	1405PER	168	2,5
5 series excl. Touring *1	E60	03-	65S760	124	65S765	143	1,5					
6 series	E24	76-90	65S660	124	65S665	139	1,25					
7 series	E23	77-86	65S760	124	65S765	143	1,25	1402PRO	174			1,25
7 series	E32	86-95	65S760	124	65S765	143	1,25	--				
X3	E83	04-10	14C05	154			0,5					
CHEVROLET U.S.A.												
Avalanche, (Cadillac Escalate)	*4 *30	02-	22S01	155	22S01H	180	-					
Corsica, Beretta		87-95	22C06	129			0,25					
Corsica, Beretta		95-						--		2201PER	148	0,5
Lumina APV		90-97	22C07	106	22C07H	131	0,5					
S10 Pick-up		95-	22A01	194	22A01H	229	0,75					
Trans Sport		97-	22C08	136	--		0,25					
CHEVROLET (DAEWOO)												
Aveo		11-	46C04	145	46C04H	170	0,5					
Cruze		09-	46C02	145	46C02H	170	0,25					
Espero		95-97	30C09	100	30C09H	110	0,25					
Lacetti		04-	46S01	125	46S01H	150	1					
Lanos		97-03	30C09	100	30C09H	110	0,25					
Leganza		6.97-03	46S02	114	46S02H	139	1					
Nexia		95-97	30C07	98	30C07H	123	0,25					
Nubira incl. Wagon *1	<i>ook model '06- / also model '06-</i>	97-	46S01	125	46S01H	150	1					
Spark		10-	46C03	120	46C03H	145	0,25					
Tacuma, Rezzo		00-	46C01	135	46C01H	160	0,75					
CHRYSLER												
300C incl. Station wagon *1	*31	04-								1301PER	210	
GTS		87-89	13C01	137	13C01H	162	0,5					
Le Baron		88-94	13C01	137	13C01H	162	0,5					
Neon		10.99-	13S02	121	13S02H	146	0,75					
PT-Cruiser		00-	13C03	125	13C03H	150	0,5					
Saratoga		89-94	13C01	137	13C01H	162	0,5					
Sebring		01-	13S03	121	13S03H	146	1					
Stratus		95-	13S01	112	13S01H	137	0,5					
Voyager , Grand Voyager type 1, 2	excl. 4x4	84-12.95	13B04	159	13B04H	194	0,75					
Voyager , Grand Voyager type 1, 2	4x4 *4	84-12.95	*4		*4							

	Opm, Notes see end	Jaar, Year, Jahr, Année	ST		HD		u, h	PRO		PER		u, h
			Set	Euro ex btw	Set	Euro ex btw		Set	Euro ex btw	Set	Euro ex btw	
Voyager , Grand Voyager type 3	excl. 4x4	1.96-01	13B05	135	13B05H	170	0,25					
Voyager , Grand Voyager type 3	4x4	*4 1.96-01	*4		*4							
Voyager , Grand Voyager type 3 excl. 4x4	<i>Nivotronik Luchtveren, Air Springs</i>	*7 1.96-01	13LU03	385			1,5					
- Nivotronik onderdelen, parts	<i>losse balg, one bellow (Left = Right)</i>	*7 1.96-01	13LB03	98			-					
Voyager , Grand Voyager type 4 excl. 4x4		01-08	13B06	143	13B06H	168	0,75					
Voyager , Grand Voyager type 4 excl. 4x4	extra stijging voor LPG onderbouwgas	*19 01-08			13B06E	183	0,75					
Voyager , Grand Voyager type 4 excl. 4x4	EHD-set: min. 400kg lading/load	*21 01-08			13B06EE	297	0,75					
Voyager , Grand Voyager type 4 excl. 4x4	<i>Nivotronik Luchtveren, Air Springs</i>	*7 01-08	13LU06	385			1,5					
- Nivotronik onderdelen, parts	<i>losse balg, one bellow (Left or Right)</i>	*7 01-08	13LB06L/R	98			-					
Voyager , Grand Voyager type 4	4x4	01-08	13B07	136	13B07H	170	1					
Voyager , Grand Voyager type 4	4x4	*19 01-08			13B07E	185	1					
Grand Voyager type 5	also Town and Country	08-	13B08	160	13B08H	185	0,75					
CITROEN												
Berlingo laadvermogen/carrying capacity 400kg, 600kg		96-02	31B07	136	31B07H	161	0,25					
Berlingo laadvermogen/carrying capacity 800kg		96-02	31B14	146	31B14H	171	0,25					
Berlingo laadvermogen/carrying capacity 800kg Extra Heavy Duty		*21 96-02			31B14E	196	0,25					
Berlingo		02-08	31B14	146	31B14H	171	0,25					
Berlingo Extra Heavy Duty		*21 02-08			31B14E	196	0,25					
Berlingo Multispace		*11 08-						3107PRO	246	3107PER	201	0,5
Berlingo model L1 SWB (Short Wheel Base)		*11 08-						3104PRO	238	3104PER	193	0,5
Berlingo model L2 LWB (Long Wheel Base)		*11 08-						3105PRO	248	3105PER	203	0,5
Berlingo EHD with ±900kg on orig.height	<i>Extra Heavy Duty, min. 800kg *20</i>	*11 08-								3110PEH	280	0,5
C1	<i>Heavy Duty HD: min.50kg load</i>	05-14	37C12	115	37C12H*21	150	0,5					
C1		14-	37C17	134	37C17H	159	0,5					
C2		03-	16C02	118	16C02H	128	0,5					
C3 incl. Pluriel	<i>ook nieuw model '09- / also new model '09-</i>	01-	16C02H	128	16C02E	153	0,5					
C3 Picasso		09-	16C05	132	16C05H	157	0,5					
C4 incl. Coupé	<i>ook nieuw model '10- / also new model '10-</i>	04-	31C05	117	31C05H	142	0,5					
C4 Picasso	(also conversion air springs to steel: *	*30 06-13	-		-			3104PRO	238	3104PER	193	0,5
C4 Grand Picasso	(also conversion air springs to steel: *	*30 06-13	-		-			3105PRO	248	3105PER	203	0,5
C4 Picasso, Grand Picasso		*30 13-	31C09	128	31C09H	153	0,5					
C4 Aircross		*30 10-						2809PRO*4	*4	2809PER	174	
C5	met schroefveren / with coil springs	*11 08-						3101PRO	216	3101PER	171	1,5
C5 Tourer	met schroefveren / with coil springs	*11 08-						3102PRO	226	3102PER	181	1,5
C8		02-	51C01	125	51C01H	160	0,5					
C-Crosser		07-12	28C16	130	28C16H	155	1					
Evasion		94-02	51C01	125	51C01H	160	0,5					
C15		85-	31B02	130	31B02H	155	0,5					
C15 Romahome camper / motorhome	Extra Heavy Duty	*7 85-			KR3102E	185	0,5					
C25 Campers*3 or Very heavy vehicles *21	<i>see separate camper catalogue</i>	*7										
C25 Front springs*33 or AL-KO chassis*36	<i>see separate camper catalogue</i>	*7										
C25	280/290	*10 *17 81-94	51A02	185	51A02H	225	1					
DS3	*) HD-set: min. 75kg belading / load required	10-	16C06	135	16C06H*	160	0,5					
DS5		11-						3107PRO	246	3107PER	201	0,5
DS5 Hybrid Specialty for problems with very low original car height		10-								3111PER	250	4
Jumper Campers*3 or Very heavy vehicles *21	<i>see separate camper catalogue</i>	*7										
Jumper Front springs*33 or AL-KO chassis*36	<i>see separate camper catalogue</i>	*7										
Jumper, Relay 27	230	*10 *16 94-02	51B02	240			1					
Jumper, Relay 31	230	*10 *16 94-02	51B02	240	51B02H	270	1					
Jumper, Relay 35	230	*10 *16 94-02	51B02H	270			1					
Jumper, Relay 29,33,35 excl.4x4	244	*10 02-06	51A03	240	51A03H	270	1					
Jumper, Relay 29,33,35 4x4	244 EHD *4 Extra HD on request	*10 02-06	51A04	265	51A04H	295	1					
Jumper, Relay (also model '14-)	250 HD-set: min. 1200kg *20	*10 06-	51B03	240	51B03H	290	1					
Jumpy, Dispatch		95-07	51C01	125	51C01H	160	0,5					
Jumpy, Dispatch		07-	51C03	120	51C03H	155	0,75					

 Catalogue ver. Cat1710a NL/UK General info: see separate file ! tel. +31/0-180-517788		Opm, Notes see end	Jaar, Year, Jahr, Année	ST Set	Euro ex btw	HD Set	Euro ex btw	 u, h	PRO Set	Euro ex btw	PER Set	Euro ex btw	 u, h
Jumpy, Dispatch			07-			51C03E	190	0,75					
Jumpy, Dispatch incl. SpaceTourer			6.16-	51C04	140	51C04H	175	0,75					
Jumpy, Dispatch incl. SpaceTourer			6.16-			51C04E	195	0,75					
Nemo			08-						1902COM*38	165	1902PER	195	0,5
Xsara incl. Berline, Coupé, Break*1			97-05	31B09	136	31B09H	161	0,25					
Xsara Picasso			99-10	31B14	146	31B14H	171	0,25					
Visa excl. Chrono, GT, GTI			78-91	65S860	143			1					
Visa Chrono, GT, GTI			8.78-91	65S755	118	65S762	143	1					
ZX			91-97	31B09	136	31B09H	161	0,25					
ZX Break*1			94-97	31B06	134	31B06H	159	0,25					
DACIA													
Dokker		HD-set: *21, min. 160kg lading/load	12-	32C19	164	32C19H	189	0,5					
Duster 4x4			10-	32S19	165	32S19H	190	1					
Lodgy		HD-set: min. 100kg lading/load	12-	32C18	137	32C18H	162	0,75					
Logan MCV			07-6.13	32C14	127	32C14H	152	0,75					
Logan MCV			7.13-	32C21	137	32C21H	162	0,75					
DAEWOO -> CHEVROLET (DAEWOO)													
DAIHATSU													
Applause excl. 4x4			11.89-	65S555	114	65S562	139	1	1701PRO	177	1701PER	137	1
Charade		G100, G101, G102	4.87-8.93	65S555	114	65S562	139	1					
Charade		G200	9.93-	17A01	111	17A01H	136	0,25					
Charade sedan -> zie/see Valéra													
Charmant incl. StationWagon *1		A40	11.80-3.82	80S860	131	80S865	141	0,75					
Cuore		L80	*6 11.85-10.90	17C02	107	17C02H	132	0,5					
Cuore		L251	4.03-07						1709PRO	170	1709PER	130	0,5
Cuore		L276	07-						1712PRO	163			0,75
Feroza		F300	10.88-97	80S860	131	80S865	141	0,75					
Gran Move		G301,G303	97-						1704PRO	183	1704PER	143	1,5
Mini-Van, Wide Cab		S65,S70,S75	1.81-	80S860	131	80S865	141	0,75					
Materia			07-						1711PRO	180			0,75
Rocky 4x4			9.84-94	80S860	131	80S865	141	0,75					
Rocky 4x4			94-	17S01	128	17S01H	153	0,75					
Sirion			98-04						1708PRO	160			0,5
Sirion 2			05-						1710PRO	177			0,5
Taft 4x4			9.80-8.84	80S860	131	80S865	141	0,75					
Terios incl. 4x4			9.97-3.06						1706PRO	190			1
Terios incl. 4x4		J200	4.06-	17C05	107	17C05H	132	0,5					
Trevis			06-11						1709PRO	170	1709PER	130	0,5
Valéra, Charade sedan		G203 chass.nr. <508594	95-6.96						1703PRO	177	1703PER	137	1
Valéra, Charade sedan		G203 chass.nr. 508594 >	7.96-00						1707PRO	180	1707PER	140	1
YRV, Young RV			00-						1706PRO	190			1
DODGE													
Caliber			*4 06-										
(Mini) Ram Van, Caravan type 1, 2		excl. 4x4	88-12.95	13B04	159	13B04H	194	0,5					
(Mini) Ram Van, Caravan type 1, 2		4x4	*4 88-12.95	*4		*4							
(Mini) Ram Van, Caravan type 3 excl. 4x4			1.96-01	13B05	135	13B05H	170	0,25					
Voyager, Grand Voyager type 3 excl. 4x4		Nivotronik Luchtveren, Air Springs	*7 1.96-01	13LU03	385			1,5					
- Nivotronik onderdelen, parts		losse balg, one bellow (Left = Right)	*7 1.96-01	13LB03	98			-					
(Mini) Ram Van, Caravan type 4 excl. 4x4			01-08	13B06	143	13B06H	168	0,75					
(Mini) Ram Van, Caravan type 4 excl. 4x4			*19 01-08			13B06E	183	0,75					
(Mini) Ram Van, Caravan type 4 excl. 4x4		EHD-set: min. 400kg lading/load	*21 01-08			13B06EE	297	0,75					
(Mini) Ram Van, Caravan type 4 excl. 4x4		Nivotronik Luchtveren, Air Springs	*7 01-08	13LU06	385			1,5					
- Nivotronik onderdelen, parts		losse balg, one bellow (Left or Right)	*7 01-08	13LB06L/R	98			-					
Grand Caravan type 5			08-	13B08	160	13B08H	185	0,75					
Nitro			*4 07-	*4		*4							

	Opm, Notes see end	Jaar, Year, Jahr, Année	ST Set	Euro ex btw	HD Set	Euro ex btw	🕒 u, h	PRO Set	Euro ex btw	PER Set	Euro ex btw	🕒 u, h
FIAT												
127, 127 Panorama Van, 128		69-88	19S055	115	19S062	140	1					
500X		15-	19S01	143	19S01H	182	1,5					
Brava, Bravo		95-01	19C02	110	19C02H	120	0,5					
Bravo		07-	19C11	120	19C11H	145	0,5					
Croma		85-96						1901PRO	203	1901PER	158	1,5
Croma		05-	20C01	111	20C01H	146	0,75					
Doblo incl. Cargo	* 10	01-10	19B03	199	19B03H	249	0,5					
Doblo incl. Cargo		10-	19C12	145	19C12H	180	0,5					
Ducato Very heavy vehicles*21 or Campers*3	<i>see separate camper catalogue</i>											
Ducato Front springs*33 or AL-KO chassis*36	<i>see separate camper catalogue</i>											
Ducato	280/290											
Ducato 10	230	81-94	51A02	185	51A02H	225	1					
Ducato 14	230	94-02	51B02	240	51B02H	270	1					
Ducato 18	230	94-02	51B02H	270			1					
Ducato 11, 15, 18 excl. 4x4	244	02-06	51A03	240	51A03H	270	1					
Ducato 11, 15, 18 4x4	244 EHD *4 Extra HD on request	02-06	51A04	265	51A04H	295	1					
Ducato	250 HD-set: min. 1200kg *20	06-	51B03	240	51B03H	290	1					
<i>Ducato: bladveren (vervangend of verzwaard) ook leverbaar. Leaf springs also available</i>	*4 *7											
Fiorino		77-94	19S060	120	19S065	145	1					
Fiorino	*6	94-01	19A02	131	19A02H	156	0,25					
Fiorino, Qubo	1902COM: Comfort set *38	08-						1902COM*38	165	1902PER	195	0,5
Grande Punto -> zie/see Punto												
Idea		03-	19A03	142	19A03H	167	0,25					
Marea incl. Weekend *1		96-03	19C09	111	19C09H	136	0,5					
Multipla		10.98-04	19C06	115	19C06H	140	0,5					
Palio Weekend *1		4.96-01	19C04	115	19C04H	140	0,5					
Panda I	*6	81-86	19B01	134			0,25					
Panda II Fire motor		86-03	19C01	105	19C01H	130	0,5					
Penny, Duna		87-94	19S060	120	19S065	145	1					
Punto		94-99	19C03	115	19C03H	140	0,5					
Punto		99-10	19C05	115	19C05H	140	0,5					
Grande Punto, Punto Evo		06-12	19C10	115	19C10H	140	0,5					
Punto		12-	19C10	115	19C10H	140	0,5					
Regata incl. StationWagon, Weekend, Marengo *1		83-90	19S060	120	19S065	145	1					
Ritmo, Strada I		78-9.82	19S055	115	19S062	140	1					
Ritmo II		10.82-88	19S055	115	19S062	140	1					
Scudo		95-07	51C01	125	51C01H	160	0,5					
Scudo		07-16	51C03	120	51C03H	170	0,75					
Scudo	Extra Heavy Duty, min. load 150kg	07-16			51C03E	190	0,75					
Sedici		07-	35C06	126	35C06H	151	0,5					
Stilo		01-	19C07	115	19C07H	140	0,5					
Stilo Multi Wagon *1		03-	19C08	125	19C08H	150	0,75					
Strada Pickup (also model 2012)	HD-set: min. 550kg *20	99-	19B04	145	19B04H	180	0,5					
Talento		91-94	51A02	185	51A02H	225	1					
Talento		16-	32C10	121	32C10H	156	0,75					
Tempra excl. StationWagon *1		90-8.96	19C02	110	19C02H	120	0,5					
Tempra StationWagon *1		90-8.96	19C02H	120	19C02E	140	0,5					
Tipo		88-95	19C02	110	19C02H	120	0,5					
Ulysse		94-02	51C01	125	51C01H	160	0,5					
Ulysse		02-	51C01	125	51C01H	160	0,5					
Uno		83-94	65S555	114	65S560	124	1					

	Opm, Notes see end	Jaar, Year, Jahr, Année	ST Set	Euro ex btw	HD Set	Euro ex btw	🕒 u, h	PRO Set	Euro ex btw	PER Set	Euro ex btw	🕒 u, h
FORD												
Capri I, II, III	*27	9.69-3.84	80S860	131	80S865	141	0,75					
Capri I, II, III	*28	9.69-3.84	65S655	114	65S662	139	0,75					
C-Max		07-10	21C06	114	21C06H	139	0,5					
C-Max		10-	21C10	124	21C10H	149	0,75					
Escort incl. Cabrio, Estate *1	*9	9.80-10.90	21C03	98	21C03H	123	0,5					
Escort		11.90-99						2101PRO	171	2101PER	126	1
Escort Clipper, Wagon *1		11.90-00	21C05	98	21C05H	123	0,5					
Escort Van*2	*6 *10	9.80-10.90	21A02	102	21A02H	127	0,5					
Escort Van*2	*10	11.90-01	21A04	148	21A04H	173	0,5					
Fiësta		9.76-3.89	21A01	114	21A01H	139	0,5					
Fiësta		4.89-96						2101PRO	171	2101PER	126	1
Fiësta		96-02						2106PRO	172	2106PER	127	1
Fiësta		02-08	21C07	118	21C07H	143	0,5					
Fiësta		08-	21C09	145	21C09H	170	0,5					
Fiësta Courier*2		9.91-12.94	21A06	135	21A06H	160	0,5					
Fiësta Courier*2		1.95-03	21A14	160	21A14H	185	0,5					
Focus	Trend, Ambient	98-05	21C06	114	21C06H	139	0,5	2110PRO	170	2110PER	125	1
Focus	Trend, Ambient	05-11	21C06	114	21C06H	139	0,5					
Focus		11-	21C10	124	21C10H	149	0,75					
Focus Wagon,Turnier,Clipper *1	Trend, Ambient	98-10						2109PRO	204	2109PER	159	1
Focus Wagon,Turnier,Clipper *1		11-						2115PRO	224	2115PER	179	1
Focus C-Max	(07- see "C-Max")	03-07	21C06	114	21C06H	139	0,5					
Fusion		02-	21C07	118	21C07H	143	0,5					
Galaxy		96-06	38C07	113	38C07H	148	0,5					
Galaxy	Also when Nivomat is replaced	06-						3905PRO	213	3905PER	168	0,75
Galaxy		15-	21S08	164	21S08H	*5	1					
Granada incl. Estate *1		71-85	21S01H	155								
Ka		97-00						2106PRO	172	2106PER	127	1
Mondeo	excl. 4x4	4.93-12.00						2104PRO	204	2104PER	159	1,25
Mondeo	excl. 4x4	1.01-07						2111PRO	204	2111PER	159	1,25
Mondeo	excl. 4x4	07-						2113PRO	219	2113PER	174	1
Mondeo Wagon *1 excl. VR6 (6 cil.)	excl. 4x4	5.93-7.96	21A15	146	21A15H	171	0,25	2105PRO	204	2105PER	159	1
Mondeo Wagon *1 VR6 (6 cil.)	excl. 4x4	5.93-7.96						2105PRO	204	2105PER	159	1
Mondeo Wagon *1 excl. VR6 (6 cil.)	excl. 4x4	8.96-12.99	21A15	146	21A15H	171	0,25	2107PRO	209	2107PER	164	0,75
Mondeo Wagon *1 VR6 (6 cil.)	excl. 4x4	8.96-12.99						2107PRO	209	2107PER	164	0,75
Mondeo Wagon *1	excl. 4x4	1.00-12.00						2107PRO	209	2107PER	164	0,75
Mondeo Wagon *1	excl. 4x4 . Sport / Lower susp: on request*4	1.01-07						2112PRO	209	2112PER	164	0,75
Mondeo Wagon *1	excl. 4x4	07-15						2114PRO	219	2114PER	174	1
Orion		7.83-10.90	21C03	98	21C03H	123	0,5					
Orion		11.90-94						2101PRO	171	2101PER	126	1
S-Max excl. Sport suspension IVDC	Also when Nivomat is replaced	06-						3905PRO	213	3905PER	168	0,75
S-Max		15-	21S08	164	21S08H	*5	1					
Scorpio		5.85-95	21S06	138	21S06H	163	0,75					
Scorpio		95-	21A11	108	21A11H	133	0,25					
Scorpio Wagon *1	*32	2.92-95								2103PEH	193	1,75
Scorpio Wagon *1		95-00	21A13	132	21A13H	157	0,25					
Sierra		9.82-1.87	21A07	121	21A07H	146	0,25					
Sierra	*19	9.82-1.87	21S05	106	21S05H	131	0,75					
Sierra		2.87-4.93	21A05	121	21A05H	146	0,25					
Sierra	*19	2.87-4.93	21S05	106	21S05H	131	0,75					
Sierra Estate *1	*26	9.82-4.93	21S07	108	21S07H	133	0,75					
Taurus type 17M, 20M, 26M		60-71	80S965	141			0,75					
Taurus incl. Estate *1	*6	9.71-8.82	21B01	125	21B01H	150	0,5					
Transit	*16	2.86-00	21A03	161	21A03H	196	0,5					

	Opm, Notes see end	Jaar, Year, Jahr, Année	ST		HD		u, h	PRO		PER		u, h	
			Set	Euro ex btw	Set	Euro ex btw		Set	Euro ex btw	Set	Euro ex btw		
Transit (o.a./i.a. Campers*3)	Extra Heavy Duty	*16 *21	2.86-00		21A03E	241	0,75						
Transit	axle: Ø82mm	*17	2.86-00	21A10	175	21A10H	210	0,75					
Transit	front wheel drive	*6 *9	00-5.01	21A16	215	21A16H	250	0,75					
Transit	front wheel drive	*9 *16	00-6.06	21A17	279	21A17H	339	0,75					
Transit	front wheel drive	*9 *16	7.06-	21A20	289	21A20H	349	0,75					
Transit Camperchassis / Motorhome *3	see separate camper catalogue	*9 *16	7.06-										
Transit	rear wheel drive	*8 *17 *34	00-6.06	21A18	289	21A18H	349	0,75					
Transit (*only for HD-set: min. load 300kg)	rear wheel drive	*8 *17 *34	6.06-	21A21	309	21A21H *	369	0,75					
Transit Dubbellucht / Twinwheel model	rear wheel drive	*8 *17 *35	00-06	21B03	289	21B03H	339	0,75					
Transit Dubbellucht / Twinwheel model	rear wheel drive	*8 *17 *35	06-			21B05H							
Transit Connect , Tourneo Connect	incl. SWB, LWB	*10	02-13	21A19	189	21A19H	224	0,5					
Transit Connect	L1, SWB short wheel base	*11	13-							2116PER	194	0,5	
Transit Connect	L2, LWB long wheel base	*11	13-							2117PER	194	0,5	
Transit Courier , Tourneo Courier			14-	21C11	136	21C11H	161	0,75					
Transit Custom , Tourneo Custom	HD-set: min. axle load 800 kg *20		12-	21B06	245	21B06H*20	295	0,5					
Transit Custom , Tourneo Custom	EH-set: min. axle load 950 kg *20 Extra Heavy		12-			21B06E*20	345	0,5					
FORD USA													
Mustang			64-73	80S860	131	80S865	141	0,75					
Taurus		*4	00-03										
Taurus Wagon *1			1.86-96	21C05	98	21C05H	123	0,5					
Thunderbird			1.89-93	80S960	131	80S965	141	0,75					
Thunderbird		*4	94-98										
Windstar		*4	95-	21C08	178	21C08H	213	1,25					
HONDA													
Accord			2.77-11.85	23S01	115	23S01H	140	1,25					
Accord incl. Aerodeck *1	CA		12.85-10.89	23S03	111	23S03H	136	1					
Accord	CB, CC7,CE7,CE8,CE9,CF1		11.89-99	23S04	111	23S04H	136	1					
Accord incl. Coupé	CG7,CG8,CG9,CH6,CH7,CG2,CG4		00-03	23S07	122	23S07H	147	1					
Accord	CL,CN		11.03-08	23S08	122	23S08H	147	1,25					
Accord Tourer	CM,CN		04-08	23S09	130	23S09H	155	0,75					
Accord incl. Tourer	CU,CW stijging/raises ST/HD 35/40mm		08-	23S10	132	23S10H	157	1					
Civic, Ballade excl. Wagon *1	1200, 1300		2.73-11.83	23S01	115	23S01H	140	1,25					
Civic, Ballade incl. CRX Coupé, Shuttle	excl.4x4		12.83-11.87	23S03	111	23S03H	136	1					
Civic, Ballade incl. CRX Coupé	EC,ED excl.4x4		12.87-11.91						2301PRO	172	2301PER	127	1
Civic incl. CRX Coupé	EG, EH, EJ1, EJ2		12.91-96						2302PRO	183	2302PER	138	1
Civic incl. Coupé, excl. 5-door	EJ, EK		96-01						2302PRO	183	2302PER	138	1
Civic 5-door incl. Aerodeck	MA, MB		95-01						2304PRO	173	2304PER	128	1
Civic incl. Coupé	EU7,EU8,EM2,EM3		01-06						2305PRO	198	2305PER	153	1
Civic	FK, FN		06-12	23C06	165	23C06H	190	1					
Civic incl. Tourer	FB, FG , FK		12-	23C07	170	23C07H	195	1					
Civic Hybrid	(Also Front on request *4)		06-	23C03	150			1					
CR-V	RD1		98-02	23S06	133	23S06H	158	1					
CR-V Op aanvraag / On demand	RD8	*4*7	02-07	RalRng26-8									
CR-V Op aanvraag / On demand	RE	*4*7	07-12	RalRng26									
CR-V *4: Attention: a hole in an orig. seat needs to be enlarged to d26mm		*4	12-	23S11	174	23S11H	199	1,5					
FR-V			04-						2306PRO	215	2306PER	170	1
Integra			3.86-12.89	23S03	111	23S03H	136	1					
Jazz, Fit	GD		02-08	23C04	165	*4		0,5					
Jazz, Fit	GE, GG, GP		08-13	23C05	165	*4		0,5					
Legend	HS		86-88	23C02	115	23C02H	140	0,5					
Legend incl. Coupé	KA3, KA4		88-91	23S03	111	23S03H	136	1					
Legend incl. Coupé	KA7, KA8, KA9		91-05	23S05	122	23S05H	147	1,5					
Prelude	SN, AB		79-87	23S01	115	23S01H	140	1,25					
Prelude excl. 4ws	BA		88-92	23S01	115	23S01H	140	1,25					
Quintet			11.80-3.84	23S01	115	23S01H	140	1,25					

	Opm, Notes see end	Jaar, Year, Jahr, Année	ST Set	Euro ex btw	HD Set	Euro ex btw	⌚ u, h	PRO Set	Euro ex btw	PER Set	Euro ex btw	⌚ u, h
Stream	*4	01-05										
HYUNDAI												
Accent		11.99-6.06	65S655	114	65S662	139	0,75					
Accent		6.06-11	24C08	130	24C08H	155	0,5					
Atos	*4	03-										
Elantra		8.00-07	24S04	123	24S04H	148	1					
Excel, Pony incl. Wagon *1	*8	10.78-10.85	80S760	131	80S765	141	0,75					
Excel, Pony	*9	11.85-9.89	28C04	105	28C04H	130	0,75					
Excel, Pony		10.89-9.94						2401PRO	173	2401PER	128	1
Excel, Accent, Pony		10.94-00	65S555	114	65S560	124	1					
Galloper	*11	9.97-	24C03	120	24C03H	155	0,75					
Getz		10.02-	24C04	120	24C04H	145	0,25					
Grandeur XG25, XG30, XG300		99-03	24S03	110	24S03H	135	1					
Grandeur TG	*5	06-11	*5									
H100		94-02	24A06	148	24A06H*21	183	0,5					
H200, Starex, H-1 excl. Satellite	*10	97-07	24A04	172	24A04H	197	0,5					
H200, Starex, H-1 excl. Satellite	comfort set *10 *38	98-07	24A05	212			0,75					
H300, Starex, H-1 with leaf springs	(carsupport set two springs per side) *10	07-	24A07	275	24A07H	335	0,5					
H200/H300: <i>bladveren (vervangend of verzwaaard) ook leverbaar. Leaf springs also available</i>	*4 *7											
i10		07-13	24C13	140			0,5					
ix20		10-						2409PRO	215	2409PER	170	0,5
i30 , i30cw		07-12	24C09	140	24C09H	165	1					
i30 , i30cw		12-	24C12	145	24C12H	170	1	2410PRO	222	2410PER	177	1
ix35 / Tucson incl. 4x4	HD-set: min. 75kg load *21	10-	24C10	155	24C10H*21	180	1					
i40 Wagon *1		11-	24C11	165	24C11H	190	0,75					
Lantra, Elantra		91-95						2403PRO	175	2403PER	130	1
Lantra excl. Wagon *1		95-00						2406PRO	191	2406PER	146	1
Lantra Wagon *1		95-00						2407PRO	191	2407PER	146	1
Matrix		01-	24S04	123	24S04H	148	1					
Santa Fé 4x2		00-2.06	24C07	138	24C07H	163	0,5					
Santa Fé 4x4		00-2.06	24C02	121	24C02H	146	0,75					
Santa Fé incl.4x4	CN	06-12	45C08	145			0,5					
Scoupe		10.89-96						2401PRO	173	2401PER	128	1
Sonata		5.89-01	24S03	110	24S03H	135	1					
Sonata		01-05						2408PRO	196	2408PER	151	1,25
Sonata	NF , YF	05-14	24C06	120	--		0,5					
Sonata incl. Sportswagon, incl. Hybrid	LF	15-	45C11	143	45C11H	168	0,75					
Terracan		01-	24C05	159	24C05H	184	0,25					
Trajet		00-	24C01	121			0,75					
Tucson incl. 4x4		04-09	24S05	168	24S05H	193	1					
Tucson incl. 4x4		16-	45C10	135	45C10H	160	1					
ISUZU												
Campo Pick-up	TFR,TFS (4x2, 4x4)	1.89-1.92	30A01	148	30A01H	173	0,5					
JAGUAR												
X-type	incl. 4x4	01-10						4701PRO	240			1
X-type Stationwagon *1	incl. 4x4	04-10						4702PRO	240			1
MK 2	*4	55-70	47S01	170	47S01H	195	0,75					
JEEP												
Cherokee	XJ , as/axle: Ø67mm	*10	84-01	11A01	152	11A01H	177	0,5				
Cherokee	XJ , Dana-as/axle: Ø77mm	*10	84-01	11A02	152	11A02H	177	0,5				
Cherokee , Liberty	KJ	*11	01-	11C04	156	11C04H*21	191	0,5				
Commander		*11	06-10	11C05	156	11C05H	191	1				
Grand Cherokee	ZJ	*11	1.93-99	11C01	138	11C01H	163	0,5				
Grand Cherokee	WJ	*11	99-6.05	11C02	138	11C02H	173	0,75				
Grand Cherokee	WH,WK	*11 *15	05-11	11C05	156	11C05H	191	1				

	Opm, Notes see end	Jaar, Year, Jahr, Année	ST Set	Euro ex btw	HD Set	Euro ex btw	🕒 u, h	PRO Set	Euro ex btw	PER Set	Euro ex btw	🕒 u, h
Patriot		06-								1101PER	230	2
Renegade		14-	19S01	143	19S01H	182	1,5					
Wrangler	TJ	96-06	11C03	150	11C03H	185	0,5					
Wrangler	JK	07-										
KIA												
Besta		9.94-97	45A01	191			0,5					
Carens		00-10.06	45S01	125	45S01H	150	1					
Carens		10.06-13								4503PER	177	1
Carens stijging 4,5-5cm, behoud van comfort, bijv. onderbouw LPG-tank / raises 4,5-5cm, keeps orig. comfort	*6 *19	10.06-13								4503PEH	207	1
Carens		13-	45C09	155	45C09H	180	1					
Carens Speciale vervangende veren voor betere wegligging		13-								4505PER	180	
Carnival		99-06	45C01	128	45C01H	163	1					
Cee'd , Cee'd SW, Pro-cee'd		06-12	24C09	140	24C09H	165	1					
Cee'd , Cee'd SW, Pro-cee'd		12-	24C12	145	24C12H	170	1	2410PRO	222	2410PER	177	1
Cerato	*6	04-07	45A04	152	45A04H	177	0,25					
Clarus	*6	96-99								4501PER	161	1,25
Clarus		96-99						2707PRO	206	2707PER	161	1,25
Clarus excl. Wagon *1		99-						2707PRO	206	2707PER	161	1,25
Joice		00-	45C03	135	45C03H	160	0,75					
K2500, K2700		02-	*4		*4							
Magentis		01-06						2408PRO	196	2408PER	151	1,25
Magentis		3.06-								4503PER	177	1
Magentis PEH: stijging 4,5-5cm, behoud van comfort, bijv onderbouw LPG-tank / raises 4,5-5cm, keeps orig. cor	*19	3.06-								4503PEH	207	1
Niro	HD-set: min. 100kg load *21	16-	45S02	165	45S02H	190	0,75					
Opirus		03-08						2408PRO	196	2408PER	151	1,25
Optima incl. Sportswagon, incl. Hybrid	HD-set: min. 100kg load *21	15-	45C11	143	45C11H	168	0,75					
Picanto		04-11	45C05	125	45C05H	150	0,5					
Picanto		11-	45C07	135	45C07H	160	0,5					
Pregio		97-04	45A02	184	45A02E*21	234	0,5					
Pregio		04-	45A03	184	45A03E*21	234	0,5					
Pride incl. Wagon *1		7.95-01	65S655	114	65S662	139	1					
Rio		00-9.05	45C02	124	45C02H*21	149	0,5					
Rio		10.05-11	45C06	115	45C06H	140	0,5					
Rio		11-						2409PRO	215	2409PER	170	0,5
Sephia		93-99						4502PRO	200	4502PER	155	1
Sephia		99-						2704PRO	181	2704PER*6	136	1
Shuma		98-						2704PRO	181	2704PER*6	136	1
Sorento	JC	02-09	45C04	116	45C04H	151	0,5					
Sorento Comfort set	JC	02-09	45C04C	125			0,5					
Sorento incl. 4x4	XM	09-	45C08	145			0,5					
Sportage incl. 4x4		04-10	24S05	168	24S05H	193	1					
Sportage incl. 4x4	HD-set: min. 75kg load *21	10-16	24C10	155	24C10H*21	180	1					
Sportage incl. 4x4		16-	45C10	135	45C10H	160	1					
Venga		10-						2409PRO	215	2409PER	170	0,5
LADA												
1.2, 1.3, 1.5, 1.6 incl. Station Wagon *1		5.71-10.89	25A01	98	25A01H	123	0,25					
2104, 2105, 2107 incl. Station Wagon *1		1.81-98	25A01	98	25A01H	123	0,25					
Samara, Diva	2108, 2109	9.86-99	65S755	118	65S762	143	1					
110,111,112		99-	65S755	118	65S762	143	1					
LANCIA												
Beta, Beta HPE, Trevi		9.74-11.85	65S655	114	65S662	139	1,5					
Dedra excl. Stationwagon *1		1.90-99	19C02	110	19C02H	120	0,5					
Dedra Stationwagon *1		94-99	19C02H	120	19C02E	140	0,5					
Delta		6.80-93	65S755	118	65S762	143	1,5					
Delta		93-00	19C02	110	19C02H	120	0,5					

	Opm, Notes see end	Jaar, Year, Jahr, Année	ST		HD		u, h	PRO		PER		u, h		
			Set	Euro ex btw	Set	Euro ex btw		Set	Euro ex btw	Set	Euro ex btw			
Delta		08-	19C11	120	19C11H	145	0,5							
Kappa	*4	94-01	RalRng51*7	90			0,5			2601PER	205	2,5		
Kappa SW Stationwagon *1	*4	94-01	RalRng51*7	90			0,5							
Lybra incl. Stationwagon *1		99-05	26C01	112	26C01H	137	0,5							
Musa		04-13	19A03	142	19A03H	167	0,25							
Phedra		02-	51C01	125	51C01H	160	0,5							
Prisma		2.83-12.89	65S755	118	65S762	143	1,5							
Thema		11.85-94						1901PRO	203	1901PER	158	1,5		
Thema	*4	11-												
Zèta		94-02	51C01	125	51C01H	160	0,5							
LANDROVER														
Freelander	*4	03-												
LEXUS														
CT200h	*4	10-	on request											
GS	*4	97-00	on request											
IS	*4	99-	on request											
RX	*4 *30	05-09	on request											
MAZDA														
121		DA		86-91	65S655	114	65S662	139	1					
121		AB		96-						2106PRO	172	2106PER	127	1
Mazda2				03-08	21C07	118	21C07H	143	0,5					
Mazda2		DE		08-	*4	*4			0,5					
323 excl. Estate *1	*9	BD,BF		12.80-9.89	65S655	114	65S662	139	1,25	2701PRO	177	2701PER	132	1,25
323 excl. Estate *1	*9	BG		10.89-8.94	65S755	118	65S762	143	1,25	2702PRO	181	2702PER	136	1,25
323		BA		9.94-98						2702PRO	181	2702PER	136	1,25
323P		BA		97-01						2702PRO	181	2702PER	136	1,25
323 incl. Fastbreak *1		BJ		98-03						2711PRO	210	2711PER	165	1,25
323 F Coupé		BG		10.89-94	65S655	114	65S662	139	1,25					
323 F Coupé		BA		84-98						2702PRO	181	2702PER	136	1,25
323 Estate *1	*8	FA		8.78-3.86	80S760	131	80S765	141	0,75					
323 Estate *1	*9	BW		4.86-94						2703PRO	181	2703PER	136	1,25
Mazda3		BK, BL		03-	21C06	114	21C06H	139	0,5					
Mazda5 (Premacy)				05-	21C06	114	21C06H	139	0,5					
626	*6 *8	CB		2.79-12.82	27C01	98	27C01H	123	0,75					
626	*9 *29	GC		1.83-9.87						2704PRO	181	2704PER*6	136	1,25
626 incl. Coupé, excl. Wagon *1	*9 *29	GD		10.87-12.91						2705PRO	182	2705PER	137	1,25
626 incl. Coupé, excl. Wagon *1		GE,GF		1.92-02						2707PRO	206	2707PER	161	1,5
626 Wagon *1	*29	GV		88-98						2706PRO	219	2706PER	174	1,5
626 Wagon *1	*30	GW		98-02						2709PRO	222	2709PER	177	1,5
626 Wagon *1	*32	GW		98-02						2708PRO	217	2708PER	172	1,5
Mazda6 incl. Sport excl. 4x4		GG		02-08						2712PRO	222	2712PER	177	1
Mazda6 Sportbreak *1, Estate *1 excl. 4x4		GY		02-08						2713PRO	222	2713PER	177	1
Mazda6 Sportbreak *1, Estate *1 excl. 4x4		GH		08-12						2714PRO	222	2714PER	177	1
Mazda6 incl. Sportbreak *1, Estate *1 excl. 4x4		GJ		12-	27C05	135	27C05H	160	0,75	*5				
929 Wagon *1	*10	LA		11.75-12.79	80S760	131	80S765	141	0,75					
929 excl. Wagon *1	*29	HB		4.82-2.87	65S755	118	65S762	143	1,25					
CX-5				12-	27C04	135	27C04H	170	1					
Demio				98-03	65S555	114	65S562	139	1,25					
MPV				10.99-	27C03	135	27C03H	170	0,75					
MX-5	*4			98-05										
Premacy				99-05						2710PRO	222	2710PER	177	1,5
Xedos 6				6.92-99						2707PRO	206	2707PER	161	1,5
MERCEDES														
B-Klasse		W245		05-11	18C11	144	18C11H	169	0,25					
190		W201		83-93	18C03	129	18C03H	154	1	1801PRO*6	183			1

	Opm, Notes see end	Jaar, Year, Jahr, Année	ST Set	Euro ex btw	HD Set	Euro ex btw	🕒 u, h	PRO Set	Euro ex btw	PER Set	Euro ex btw	🕒 u, h
C-Klasse	W202	*30 93-12.95	18C03	129	18C03H	154	1	1803PRO	195			1
C-Klasse Classic, Elegance	W202, S202 incl.T-Model *1	*30 1.96-00	18C07	144	18C07H	169	1	1804PRO	217	1804PER	172	1
C-Klasse Esprit, Sport	W202, S202 incl.T-Model *1	*30 1.96-00						1806PRO	217	1806PER	172	1
C-Klasse incl.T-Model *1	W203, S203	*30 00-07	18C07	144	18C07H	169	1	1804PRO	217	1804PER	172	1
C-Klasse Sedan	W204	07-13						1807PRO	215			1
C-Klasse T-Model, Kombi *1	S204	07-13						1812PRO	225			1
Citan HD-set (Heavy Duty): min. load 150kg	W415	12-	18C09	154	18C09H	179	0,5					
200, 280	W114, W115	1.68-12.75	18B01	137	18B01H	155	0,5					
200, 300	W123 excl.T-Model *1	*30 1.76-1.85	18B01	137	18B01H	155	0,5					
200, 300	W124, C124 excl.T-Model *1	*30 2.85-93	18C03	129	18C03H	154	1	1802PRO	190			1
E-Klasse	W124 excl.T-Model *1	*30 93-95	18C03	129	18C03H	154	1	1802PRO	190			1
E-Klasse All	W210 incl.T-Model *1	96-02	18C07	144	18C07H	169	1					
E-Klasse Classic, Elegance	W210 excl.T-Model *1	*30 96-02						1805PRO	215			1
E-Klasse Sport, Avantgarde	W210 excl.T-Model *1	*30 96-02						1807PRO	215			1
E-Klasse verlengd/stretched model *37	W210	*4 *7 *30 96-02								1805PEH	378	1
E-Klasse	W211	*30 02-09						1808PRO	220	1808PER	195	1
E-Klasse verlengd/stretched model *37	W211	*4 *7 *30 02-								1808PEH	398	1
E-Klasse	W212	*30 09-						1810PRO	230			1
E-Klasse verlengd/stretched model *37	W212 Front: aux.springs, Rear: PEH *4 *7	*30 09-			KF1804	314	1,5			1810PEH	413	1
S-Klasse excl. 450SLC	R107, W107	71-	18B01H	155	18B01E*4	180	0,5					
S-Klasse 450SLC	R107, W107	*4 71-										
S-Klasse	W108, W109	*30 60-72	18C05	140	18C05H	175	1,5					
S-Klasse excl. 450SE	W116	5.72-3.80	18B01H	155	18B01E*4	180	0,5					
S-Klasse	W126	4.80-5.91	18B01H	155	18B01E*4	180	0,5					
S-Klasse	W140	*30 91-99	18C06	155	18C06H	190	0,25					
Sprinter W901-W905 200-, 300-serie	E: Extra Heavy Duty, min.1250kg *2(*34 96-6.06	18A03	330	18A03E	380	0,75					
Sprinter W906 excl. 5t	E: Extra Heavy Duty, min.1250kg *2(*34 6.06-	18A04	330	18A04E	380	0,75					
Sprinter: Vóóras / Front springs *33	see separate camper catalogue	*7 6.06-										
Sprinter: bladveren (vervangend of verzwaaard) ook leverbaar. Leaf springs also availabl		*4 *7										
Vito W638		*30 96-04	18A01	255	18A01H	305	0,5					
Vito W639		*30 04-14	18C08	138	18C08H	188	0,75					
Vito W447	HD-set: min. 100kg load *21	*30 14-	18C10	165	18C10H	200	0,75			1811PER	255	0,75
Vito W447	EHD-set: min. 300kg load *21	*30 14-								1811PEH	295	0,75
Viano W639		*30 04-14	18C08	138	18C08H	188	0,75					
V-klasse W447	HD-set: min. 100kg load *21	*30 14-	18C10	165	18C10H	200	0,75			1811PER	255	0,75
MERCURY												
Sable Wagon *1		9.86-96	21C05	98	21C05H	123	0,5					
Villager		*4 93-	42B01	168	42B01H	193	0,5					
MITSUBISHI												
ASX		10-						2809PRO*4	*4	2809PER	174	
Carisma		95-6.99						2805PRO	182	2805PER	137	1,25
Carisma		7.99-						2806PRO	187	2806PER	142	1,25
Celeste	A73M, A78M	2.76-12.81	80S760	131	80S765	141	0,75					
Colt	A150A,A151A,A152A,A155A	1.79-3.84	28C04	105	28C04H	130	0,75					
Colt	C12A, C14A, C15A	4.84-8.88	28C06	85	28C06H	110	0,75					
Colt	C51A, C52A, C53A, C58A	9.88-92	65S555	114	65S562	139	1					
Colt excl. 4x4	CA1, CA4, CA5	92-96						2801PRO	172	2801PER	127	1
Colt	CJ	96-6.04						2801PRO	172	2801PER	127	1
Colt	Z30	6.04-12	28C13	117	28C13H	142	0,5					
Cordia	A211, A212, A213, A214	10.82-9.86	28C04	105	28C04H	130	0,75					
Galant I incl. Wagon *1	A121,A122,A123,A131,A132,A133	*6 1.77-8.80	28C03	98	28C03H	123	0,5					
Galant II	A161,A162,A163,A167	*6 *13 9.80-8.84	28C05	105	28C05H	130	0,75					
Galant II GLS	A164A	*12 9.80-8.84	65S455	114	65S460	124	1					
Galant II Wagon *1	A161V,A163V,A167V	*6 9.80-1.86	28C03	98	28C03H	123	0,5					
Galant	E11A,E14A,E15A	*9 9.84-2.88	65S555	114	65S562	139	1					

	Opm, Notes see end	Jaar, Year, Jahr, Année	ST		HD		u, h	PRO		PER		u, h
			Set	Euro ex btw	Set	Euro ex btw		Set	Euro ex btw	Set	Euro ex btw	
Galant excl. Wagon *1		E31,E32,E33,E34,E38,E39	3.88-2.93	65S555 114	65S562 139	1						
Galant excl. Wagon *1		E52,E54,E55,E57,E75,E88	3.93-97	28S01 102	28S01H 127	1	2803PRO	182	2803PER	137	1	
Galant incl. Wagon *1	*30	EA	97-04	28S04 105	28S04H 130	1						
Grandis			04-	28C14 117	28C14H 152	0,75						
Lancer I		A72A, A73A, A75A	1.77-4.79	80S760 131	80S765 141	0,75						
Lancer II		A171,A172,A174,A176	5.79-2.83	28C05 105	28C05H 130	0,75						
Lancer F	*9	A151A, A156A	3.83-3.84	28C04 105	28C04H 130	0,75						
Lancer		C12A, C14A, C15A	4.84-8.88	28C06 85	28C06H 110	0,75						
Lancer		C61, C62, C63, C64, C68	9.88-92	65S555 114	65S562 139	1						
Lancer		CB, CD, CK	92-03				2801PRO	172	2801PER	127	1	
Lancer		CS	03-08				2807PRO	211	2807PER	166	1	
Lancer Wagon *1	*6	C12V, C14V	8.85-8.92	28C07 85	28C07H 110	0,75						
Lancer Wagon *1		CB4W, CB8W	9.92-03	28C10 110	28C10H 135	0,25						
Lancer Wagon *1		CS	03-09				2808PRO	211	2808PER	166	1	
Lancer Wagon *1			09-				2814PRO	219			1	
L200 4x4			6.06-	28B02 178	28B02H 203	0,75						
L300 excl. 4x4		L03, L06	80-10.86	28A02 158	28A02H*21 193	0,5						
L300 excl. 4x4		PO, P1	11.86-	28A01 168	28A01H*21 203	0,5						
L200/L300: bladveren (vervangend of verzwaaard) ook leverbaar. Leaf springs also avai	*4 *7											
L400 excl. 4x4			97-	28A03 178	28A03H 228	0,5						
Outlander			07-12	28C16 130	28C16H 155	1						
Outlander (McPherson veerpoot / strut)			10-12				2810PRO	229	2810PER	184	1	
Outlander (McPherson veerpoot / strut)		excl. Hybrid P-HEV	12-				2811PRO	229	2811PER	184	1	
Outlander 4x4			12-				2813PRO	229			1	
Outlander		Hybrid P-HEV	13-						2812PER	204	1,5	
Pajero, Montero, Shogun	*11		82-99	28C11 113	28C11H*21 148	0,75						
Pajero, Montero, Shogun excl. Sport, Challenge		V60	00-06	28C15 124	28C15H 149	0,75						
Pajero, Montero, Shogun excl. Pinin		V80	06-	28C15 124	28C15H 149	0,75						
Pajero Pinin			99-	28S03 143	28S03H 168	0,75						
Sapporo	*6	A121A, A123A	2.78-8.80	28C03 98	28C03H 123	0,5						
Sapporo excl. GLS,GSR	*6 *13	A161A, A163A	1.82-6.85	28C05 105	28C05H 130	0,75						
Sapporo GLS,GSR	*12	A164A	1.82-6.85	65S455 114	65S460 124	1						
Sapporo 2.4 Inj.		E16A	1.88-9.90	65S555 114	65S562 139	1						
Sigma	*4	F16A	91-96									
Sigma Wagon *1 3.0L V6		F07W	91-96	28C03H 123	28C03E 148	0,5						
Space Star			98-05				2806PRO	187	2806PER	142	1	
Space Star			13-	28C17 130	28C17H 155	0,5						
Space Runner			10.91-02	28C12 117	28C12H 142	0,75						
Space Runner stijging 5-6cm, behoud van comfort, bijv. onderbouw LPG-tank / raises 5-6cm, keeps orig. comfort	*6 *19 *21		10.91-02						2802PEH*6	178	0,75	
Space Wagon excl. 4x4		D05W, D04W, D09W	2.84-9.91	28C08 105	28C08H 130	0,75						
Space Wagon			10.91-04	28C12 117	28C12H 142	0,75						
Space Wagon stijging 5-6cm, behoud van comfort, bijv. onderbouw LPG-tank / raises 5-6cm, keeps orig. comfort	*19 *21		10.91-04						2804PEH	178	0,75	
Starion		A183A, A187A	6.82-9.91	65S455 114	65S460 124	1						
Tredia		A211A, A212A	10.82-9.86	28C04 105	28C04H 130	0,75						
NISSAN												
100 NX Coupé		B13	1.91-97	65S655 114	65S662 139	1						
Almera		N15	9.95-2.00	29A08 118	29A08H 143	0,25						
Almera incl. Tino		N16	00-	29S04 102	29S04H 127	1						
Bluebird excl. Wagon *1 160B,180B	*11	810	8.77-3.80	65S455 114	65S460 124	1						
Bluebird excl. Wagon *1		910	4.80-3.84	65S455 114	65S460 124	1						
Bluebird excl. Wagon *1		U11	4.84-2.86	65S655 114	65S662 139	1,25						
Bluebird Wagon *1		U11	4.84-10.90	65S660 124	65S665 139	1,25						
Bluebird		T12 , T72	3.86-10.90	65S655 114	65S662 139	1,25						
Evalia		HD-set: min.150kg load	11-	29A09 225	29A09H 260	0,25						
Interstar			97-10	32A08 330		1						

		Opm, Notes see end	Jaar, Year, Jahr, Année	ST Set	Euro ex btw	HD Set	Euro ex btw	🕒 u, h	PRO Set	Euro ex btw	PER Set	Euro ex btw	🕒 u, h
Interstar	Extra Heavy Duty		EHD-set: min.1250kg axle load*20	97-10		32A08E	380	1					
Laurel			C31	4.81-2.85	65S655	114	65S662	139	1,25				
Laurel			C32	3.85-10.89	65S455	114	65S460	124	1				
Maxima			J30	3.89-1.95	65S455	114	65S460	124	2				
Maxima QX			A32	2.95-00	29S03	126	29S03H	151	1				
Maxima QX			A33	00-05	29S08	134	29S08H	159	1				
Micra			K11	12.92-03	29C08	107	29C08H	132	0,5				
Micra			K12	03-	32C12	118	32C12H	143	0,75				
Navara			D40	05-	80S870	151	*4		0,75				
Note			E11	06-	32C12	118	32C12H	143	0,75				
NV200 , E-NV200			HD-set: min.150kg load	10-	29A09	225	29A09H	260	0,25				
NV400 FWD*9			HD-set: min.1600kg axle load*20	*9	10-	32B02	260	32B02H	310	1			
NV400 FWD*9 Extra Heavy Duty			EHD-set: min.2100kg axle load*20	*9	10-			32B02E	360	1			
Pathfinder				05-	29C11	144	29C11H	194	0,75				
Patrol 4x4			160, 260	*10	1.83-02	29A05	132	29A05H	167	0,5			
Patrol GR			Y60, Y61	*11	12.88-10	29C10	132	29C10H	167	0,5			
Primastar			also model 2014		02-	32C10	121	32C10H	156	0,75			
Primera excl. Wagon *1			P10		11.90-96	29A06	118	29A06H	143	0,25			
Primera excl. Wagon *1			P11		96-02	29S04	102	29S04H	127	1			
Primera Wagon *1			W10		11.90-98	29C07	114	29C07H	139	0,5			
Primera Wagon *1			P11, W11		98-02	29S04	102	29S04H	127	1			
Primera incl. Wagon *1			P12, W12		02-	29S06	114	29S06H	139	1			
Qashqai					07-	29S09	159	29S09H	184	1,5			
Q-BIC Van *2			Y10		7.92-	29C07	114	29C07H	139	0,5			
Kubistar excl. 4x4					03-10	32B01	187	32B01H	212	0,5			
Kubistar excl. 4x4	Extra Heavy Duty			*21	03-10			32B01E	237	0,5			
Kubistar 4x4				*4	03-10	32C13	165	32C13H	190	0,75			
Kubistar 4x4	Extra Heavy Duty			*4 *21	03-10			32C13E	215	0,75			
Serena			C23		7.92-01	29S05	136		0,5				
Stanza			T11		9.81-2.86	65S655	114	65S662	139	1,25			
Sunny Wagon *1			B11		*4 *10	83-86	80S860	131	80S865	141	0,75		
Sunny Van *2			B11		*10	4.82-12.90	80S860	131	80S865	141	0,75		
Sunny, Sunny Florida incl. Wagon *1			B12, N13			9.86-12.90	65S755	118	65S762	143	1		
Sunny excl. Wagon *1			N14			1.91-8.95	65S655	114	65S662	139	1		
Sunny Wagon *1			Y10			1.91-01	29C07	114	29C07H	139	0,5		
Urvan			E24		*4	11.86-	*4	*4					
Vanette Van *2			C22		*10 *27	7.87-3.95	80S860	131	80S865	141	0,75		
Vanette			C23		*14	95-02	29S05	136		0,5			
X-Trail			T30			01-07	29S07	165	29S07H	190	0,75		
X-Trail			T31			07-	29S09	159	29S09H	184	1		
OLDSMOBILE													
Silhouette MPV						90-97	22C07	106	22C07H	131	0,5		
OPEL													
Agila						00-07	35C02	114	35C02H	139	0,5		
Agila						07-	35C08	119	35C08H	144	0,5		
Ascona A, B					*8	9.70-9.81	30C06	115	30C06H	140	0,5		
Ascona C					*9	10.81-9.88	30C05	98		0,5			
Astra F						10.91-98	30C07	98	30C07H	123	0,25		
Astra F Caravan *1						10.91-98	30C11	105	30C11H	130	0,25		
Astra G						98-3.04	30C15	108	30C15H	133	0,25		
Astra G Caravan *1						98-04	30C16	108	30C16H	143	0,25		
Astra H						04-09	30C15	108	30C15H	133	0,25		
Astra H Station *1						04-10	30C16	108	30C16H	143	0,25		
Astra J						09-15	30C23	125	30C23H	150	0,5		
Astra J Sports Tourer *1						10-15	30C23	125	30C23H	150	0,5		

	Opm, Notes see end	Jaar, Year, Jahr, Année	ST		HD		u, h	PRO		PER		u, h
			Set	Euro ex btw	Set	Euro ex btw		Set	Euro ex btw	Set	Euro ex btw	
Astra K		15-	30C24	128	30C24H	153	0,5					
Astra K Sports Tourer *1		15-	30C24	128	30C24H	153	0,5					
Calibra		90-98	30C14	111			0,5					
Campo Pick-up	TFR,TFS (4x2, 4x4)	1.92-01	30A01	148	30A01H	173	0,5					
Combo	(Kadett) Van *2	11.84-11.93	30A03	154	30A03H	189	0,25					
Combo	(Corsa) Van *2	12.93-02	30A03	154	30A03H	189	0,25					
Combo C		02-12	30C16	108	30C16H	143	0,5					
Combo D incl.Tour		12-	19C12	145	19C12H	180	0,5					
Commodore A		67-72	*4		*4							
Commodore B, C		72-82	30C06	115	30C06H	140	0,5					
Corsa A, B		2.83-00	30C02	102	30C02H	127	0,5					
Corsa C		00-06	30C19	111	30C19H	136	0,25					
Corsa D		06-	19C10	115	19C10H	140	0,5					
Frontera		*10 92-95	*4		*4							
Frontera		*11 95-99	30C20	145	30C20H	170	0,5					
Frontera		99-	30C17	134	30C17H	159	0,5					
Insignia incl. Sports Tourer *1		08-	30C22	125	30C22H	150	0,5					
Kadett B, C		*8 9.66-9.79	30C06	115	30C06H	140	0,5					
Kadett D		*6 *9 10.79-10.84	30C03	98	30C03H	123	0,5					
Kadett E	excl. Combo *2	11.84-9.91	30C07	98	30C07H	123	0,25					
Kadett D Caravan *1		*6 *9 10.79-10.84	30C04	98	30C04H	123	0,5					
Kadett E Caravan *1	excl. Combo *2	*6 11.84-8.85	30C04	98	30C04H	123	0,5					
Kadett E Caravan *1	excl. Combo *2	9.85-9.91	30C11	105	30C11H	130	0,25					
Manta A, B		8.70-8.88	30C06	115	30C06H	140	0,5					
Meriva		03-	30C16	108	30C16H	143	0,25					
Monza		10.78-9.87	30C09H	110	30C09E	130	0,25					
Movano		97-10	32A08	330			1					
Movano Extra Heavy Duty	EHD-set: min.1250kg axle load*20	97-10			32A08E	380	1					
Movano X62 FWD*9	HD-set: min.1600kg axle load*20	*9 10-	32B02	260	32B02H	310	1					
Movano X62 FWD*9 Extra Heavy Duty	EHD-set: min.2100kg axle load*20	*9 10-			32B02E	360	1					
Omega A, B		86-03	30C12	105	30C12H	130	0,5					
Omega A, B Caravan *1		86-03	30C13	105	30C13H	130	0,5					
Rekord A, B, C incl. Caravan *1		63-72	80S870	151	*4		0,75					
Rekord D, E incl. Caravan *1		9.72-10.86	30C06	115	30C06H	140	0,5					
Senator A, B		10.78-95	30C09H	110	30C09E	130	0,25					
Signum		7.03-	30C18	113	30C18H	143	0,75					
Sintra		96-99	22C08	136	--		0,25					
Vectra A	excl. 4x4	10.88-10.95	30C09	100	30C09H	110	0,25					
Vectra B excl. Caravan *1	excl. Sport	*30 11.95-02						3001PRO	177	3001PER	132	1
Vectra B Caravan *1	excl. Sport	*30 97-02						3002PRO	185	3002PER	140	1
Vectra C	excl. GTS Sport Suspension	02-08	30C18	113	30C18H	143	0,75					
Vectra C GTS	GTS Sport Suspension	02-08	30C21	113	30C21H	143	0,75					
Vectra C Station *1		11.03-08	30C18	113	30C18H	143	0,75					
Vivaro	also model 2014	01-	32C10	121	32C10H	156	0,75					
Zafira A		12.98-05	30C16	108	30C16H	143	0,25					
Zafira B		05-	30C16	108	30C16H	143	0,25					
Zafira C Tourer		11-	30C23H	150	30C23E	175	0,5					
PEUGEOT												
104		10.75-10.84	65S860	143			1					
107	Heavy Duty HD: min.50kg load	05-14	37C12	115	37C12H*21	150	0,5					
108		14-	37C17	134	37C17H	159	0,5					
204		1.69-9.76	65S860	143			1					
205 incl. Van (XA, XAD) *2		9.83-99	31B03	109	31B03H	134	0,25					
206 excl. 1.4Hdi, 1.6 16V, GTi 2.0 16V		*13 98-	31B10	149	31B10H	174	0,5					
206 1.4Hdi, 1.6 16V, GTi 2.0 16V	incl. coupé/cabriolet	*12 98-	31B12	149	31B12H	174	0,75					

	Opm, Notes see end	Jaar, Year, Jahr, Année	ST		HD		u, h	PRO		PER		u, h
			Set	Euro ex btw	Set	Euro ex btw		Set	Euro ex btw	Set	Euro ex btw	
206 SW Break *1		02-	31B13	149	31B13H	174	0,5					
207, incl. 207 SW	HD-set (Heavy Duty): min. load 75kg	06-12	31C10	141	31C10H	168	0,5					
208	HD-set (Heavy Duty): min. load 75kg	12-	31C10	141	31C10H	168	0,5					
304		1.69-10.80	65S860	143			1					
305		2.78-9.87	65S860	143			1					
305 Break *1		2.78-6.88	31B02	130	31B02H	155	0,5					
306		93-97	31B09	136	31B09H	161	0,25					
306 incl. Break *1		97-02	31B09	136	31B09H	161	0,25					
307		01-	31C05	117	31C05H	142	0,5					
307 SW, Break *1, 307CC cabriolet		02-	31C05H	142	31C05E	167	0,5					
308		07-13	31C08	124	31C08H	149	0,5					
308 SW, Break *1, 308CC cabriolet		08-14	31C08H	149	31C08E	174	0,5					
308		8.13-	31C09	128	31C09H	153	0,5					
308 SW, Break *1		3.14-	31C09	128	31C09H	153	0,5					
309		1.86-94	31B03	109	31B03H	134	0,25					
405 incl. Break *1		9.87-96	31B04	112	31B04H	137	0,25					
406 incl. Coupé, Break *1, Familiale		10.95-04	31C04	117	31C04H	152	0,25					
407		04-						3101PRO	216	3101PER	171	1,5
407 SW *1		04-						3102PRO	226	3102PER	181	1,5
504 excl. Break *1	*4 *14	5.72-10.79	31B01	120	31B01H	145	0,75					
504 excl. Break *1	*15	2.74-12.82	65S655	114	65S662	139	1					
505 excl. Break *1	*4	79-90	31B01	120	31B01H	145	0,75					
508		10-						3101PRO	216	3101PER	171	1,5
508 Hybrid Specialty for problems with very low original car height		10-								3111PER	250	4
508 SW *1		10-						3102PRO	226	3102PER	181	1,5
604	*4	11.75-8.86	31B01	120	31B01H	145	0,75					
605		5.90-00	31C06	138	31C06H	163	0,5					
607		00-	31C06	138	31C06H	163	0,5					
806		94-02	51C01	125	51C01H	160	0,5					
807		02-	51C01	125	51C01H	160	0,5					
1007		05-	31C07	129	31C07H	154	0,75					
2008		13-	31C10	141	31C10H	168	0,5					
3008		09-	31C08	124	31C08H	149	0,5					
4007		07-12	28C16	130	28C16H	155	1					
5008	(also conversion air springs to steel: *	09-						3105PRO	248	3105PER	203	0,5
5008	Comfort set	09-						3103PRO	238			0,5
Bipper	1902COM: Comfort set *38	08-						1902COM*38	165	1902PER	195	0,5
J5 Very heavy vehicles *21 or Campers*3	see separate camper catalogue	*7	81-94									
J5 Front springs*33 or AL-KO chassis*36	see separate camper catalogue	*7	81-94									
J5	280/290	*10 *17	81-94	51A02	185	51A02H	225	1				
Boxer Very heavy vehicles *21 or Campers*3	see separate camper catalogue	*7										
Boxer Front springs*33 or AL-KO chassis*36	see separate camper catalogue	*7										
Boxer 270	230	*10 *16	94-02	51B02	240		1					
Boxer 310, 320	230	*10 *16	94-02	51B02	240	51B02H	270	1				
Boxer 350	230	*10 *16	94-02	51B02H	270		1					
Boxer 290,330,350 excl. 4x4	244	*10	02-06	51A03	240	51A03H	270	1				
Boxer 290,330,350 4x4	244 EHD *4 Extra HD on request	*10	02-06	51A04	265	51A04H	295	1				
Boxer	250 HD-set: min. 1200kg *20	*10	06-	51B03	240	51B03H	290	1				
Expert			95-07	51C01	125	51C01H	160	0,5				
Expert			07-5.16	51C03	120	51C03H	170	0,75				
Expert	Ehd-set (Extra Heavy Duty): min. load 150kg		07-5.16			51C03E	190	0,75				
Expert incl. Traveller	HD-set (Heavy Duty): min. load 125kg		6.16-	51C04	140	51C04H	175	0,75				
Expert incl. Traveller	Ehd-set (Extra Heavy Duty): min. load 250kg		6.16-			51C04E	195	0,75				
Partner laadvermogen/carrying capacity 400kg, 600kg			96-02	31B07	136	31B07H	161	0,25				
Partner laadvermogen/carrying capacity 800kg			96-02	31B14	146	31B14H	171	0,25				

	Opm, Notes see end	Jaar, Year, Jahr, Année	ST		HD		u, h	PRO		PER		u, h	
			Set	Euro ex btw	Set	Euro ex btw		Set	Euro ex btw	Set	Euro ex btw		
Partner laadvermogen/carrying capacity 800kg	Extra Heavy Duty	*21	96-02										
Partner			02-08	31B14	146	31B14E	196	0,25					
Partner	Extra Heavy Duty	*21	02-08			31B14E	196	0,25					
Partner Tepee		*11	08-	-		-			3107PRO	246	3107PER	201	0,5
Partner model L1 SWB		*11	08-	-		-			3104PRO	238	3104PER	193	0,5
Partner model L2 LWB		*11	08-	-		-			3105PRO	248	3105PER	203	0,5
Partner EHD with ±900kg on orig.height	Extra Heavy Duty, min. 800kg *20	*11	08-								3110PEH	280	0,5
PONTIAC													
Trans Sport			90-97	22C07	106	22C07H	131	0,5					
RENAULT													
Avantime		*4	01-03										
Clio 1			10.90-98	32S05	122	32S05H	147	0,75					
Clio 3			05-12	32C12	118	32C12H	143	0,75					
Clio 3 Estate *1			08-13	32C15	141	32C15H	166	0,75					
Clio 4 incl. Estate *1			13-	32C20	128			0,75	*4		*4		
Espace, Grand Espace excl. 4x4	J11, J63	*4	85-97	32C06*4	113	32C06H*4	148	0,5					
Espace, Grand Espace excl. 4x4	JE		97-9.02	32C06	113	32C06H	148	0,5					
Espace, Grand Espace excl. 4x4	JK		02-14	32C11	109	32C11H	134	0,5					
Espace, Grand Espace excl. 4x4			15-						3212PRO	217	3212PER	172	0,5
Express excl. CU+ , HL		*24	85-99			32S05H	147	0,75					
Fuego			8.80-8.85	32A02	113	32A02H	138	0,25					
Kangoo, Kangoo Express excl. 4x4			98-08	32B01	187	32B01H	212	0,5					
Kangoo, Kangoo Express excl. 4x4	Extra Heavy Duty	*21	98-08			32B01E	237	0,5					
Kangoo, Kangoo Express 4x4			98-08	32C13	165	32C13H	190	0,75					
Kangoo, Kangoo Express 4x4	Extra Heavy Duty	*4 *21	98-08			32C13E	215	0,75					
Kangoo, Kangoo Maxi	HD-set (Heavy Duty): min. load 150kg		08-5.13	32C16	154	32C16H	179	0,5					
Kangoo Compact L0, Kangoo Maxi L2	HD-set (Heavy Duty): min. load 150kg		5.13-	32C16	154	32C16H	179	0,5					
Kangoo Express L1		*5	5.13-										
Laguna excl. Break*1	excl. Gabriel shocks		1.94-01	32S10	148	32S10H	173	0,75					
Laguna excl. Break*1	Gabriel shocks		1.94-01	80S860	131	80S865	141	0,75					
Laguna Break, Nevada *1 incl. Familiale			95-01	32A05	176	32A05H	201	0,5					
Laguna incl. Grand Tour / Estate *1			01-10.07	32C08	128	32C08H	153	0,5					
Laguna incl. Estate *1			10.07-	32C17	143	32C17H	168	0,5					
Master			11.97-10	32A08	330			1					
Master Extra Heavy Duty	EHD-set: min.1250kg axle load*20		11.97-10			32A08E	380	1					
Master X62 FWD*9	HD-set: min.1600kg axle load*20	*9	10-	32B02	260	32B02H	310	1					
Master X62 FWD*9 Extra Heavy Duty	EHD-set: min.2100kg axle load*20	*9	10-			32B02E	360	1					
Master Front springs*33 or AL-KO chassis*36	see separate camper catalogue	*7											
Mégane 1 incl. Classic for shocks Original(old+ new Sachs), Monroe			95-10.02	32S18	156			0,75					
Mégane 1 incl. Classic for shocks Gabriel		*4	95-10.02	32S17	159								
Mégane 1 incl. Classic for shocks Koni		*4	95-10.02	*4									
Mégane 1 Scénic -> zie/see Scénic													
Mégane 1 Break *1			99-9.03	32A07	176	32A07H	211	0,5					
Mégane 1 Coupé	excl. Koni shocks		96-02	32S12	162			0,75					
Mégane 2			11.02-09						3202PRO	201	3202PER	156	0,75
Mégane 2 Grandtour *1			9.03-09						3203PRO	207	3203PER	162	0,75
Mégane 2 CC Coupé-Cabriolet			9.03-10						--		3206PER	165	0,75
Mégane 3			10.08-						3210PRO	217	3210PER	172	0,75
Mégane 3 Estate *1 (Grandtour)	excl. GT , verlaagd onderstel / lowered chassis		09-						3208PRO	217	3208PER	172	0,75
Mégane 3 GT Estate *1 (Grandtour)	GT : verlaagd onderstel / lowered chassis		09-						3209PRO	227	3209PER	182	0,75
Mégane 4			16-						3210PRO	217	3210PER	172	0,75
Mégane 4 Estate *1, Coupé			16-						3208PRO	217	3208PER	172	0,75
Modus			04-	32C12	118	32C12H	143	0,75					
R5			9.72-9.84	65S655	114	65S660	124	0,75					
R5 Super			10.84-3.93	32S05	122	32S05H	147	0,75					

	Opm, Notes see end	Jaar, Year, Jahr, Année	ST		HD		u, h	PRO		PER		u, h
			Set	Euro ex btw	Set	Euro ex btw		Set	Euro ex btw	Set	Euro ex btw	
R9, R11		12.81-1.89	65S555	114	65S560	124	0,75					
R12, R15, R17 incl. Break *1		11.69-8.78	32A02	113	32A02H	138	0,25					
R14		9.79-8.83	65S655	114	65S660	124	0,75					
R18 incl. Break *1		11.78-5.86	32A02	113	32A02H	138	0,25					
R19 incl. Chamade		11.88-95	32S07	116	32S07H	141	0,75					
R20		5.76-2.84	32C02	148			0,5					
R21 excl. Break *1		3.86-94	32S06	131	32S06H	156	0,75					
R21 Nevada, Savanna *1	original and Monroe shocks	12.86-95								3201PER	136	0,5
R25		3.84-9.92	32C03	148			0,5					
R30		11.75-2.84	32C02	148			0,5					
Safrane	excl. 4x4	10.92-01	32S09	126	32S09H	151	1,5					
Scenic 1 for shocks Original(old + new Sachs), Monroe, Kayaba		95-9.03	32S18	156			0,75					
Scenic 1 for shocks Gabriel		95-9.03	32S17 *4	159			0,75					
Scenic 1 for shocks Koni		95-9.03	*4									
Scenic 2		9.03-09						3204PRO	217	3204PER	172	0,75
Scenic 3		09-						3208PRO	217	3208PER	172	0,75
Grand Scenic 2		04-09						3205PRO	217	3205PER	172	0,75
Grand Scenic 3		09-						3207PRO	217	3207PER	172	0,75
Talisman		13-						3207PRO*4	217			
Trafic	T-serie	8.81-6.01	32A03	172	32A03H	207	0,5					
Trafic	P-serie	81-	*4		*4							
Trafic also model 2014	X82, X83	01-	32C10	121	32C10H	156	0,75					
Twingo		93-07	32S13	121	32S13H	146	0,75					
Vel Satis		02-	32C09	118	32C09E*21	153	1,25					
ROVER												
45		99-	15S02	108	15S02H	133	1					
75		99-	RalRng26	80			1,25					
200-series		4.85-2.90	65S455	114	65S460	124	1					
200-series		96-00	65S555	114	65S565	139	1					
400-series excl. Estate *1		96-00	15S02	108	15S02H	133	1					
600-series		93-00	23S04	111	23S04H	136	1					
800-series		11.86-99	15C03	129	15C03H	154	0,75					
Maestro, Montego -> see AUSTIN												
P6 3500		63-77	15B01	155	15B01H	190	3					
SD 1 2400,2600,3500 excl. Vitesse		77-87						2702PRO	181	2702PER	136	1
SAAB												
9-3		97-03	33C05	95	--		0,25					
9-3 Sport Sedan, Sport Estate	also Cadillac BLS	03-	30C18	113	30C18H	143	0,75					
9-5		97-10						3301PRO	213	3301PER	168	1
9-5 Estate		98-10								3301PER	168	1
90		9.84-10.87	33C03	118	33C03H	143	0,5					
96		5.70-5.80	80S860	131	80S865	141	0,75					
99		2.74-8.84	33C03	118	33C03H	143	0,5					
900		11.78-8.93	33C03	118	33C03H	143	0,5					
900		9.93-98	33C05	95	--		0,25					
9000		2.85-98	33C04	118	33C04H	143	0,75					
SEAT												
Alhambra		96-10	38C07	113	38C07H	148	0,5					
Alhambra		10-	38C09	113	38C09H	138	0,75					
Arosa		97-05	38C08	113	38C08H	138	0,5					
Altea incl. XL		04-	38C09	113	38C09H	138	1					
Cordoba		1.94-4.02						3401PRO	173	3401PER	128	1
Cordoba		4.02-	38C08	113	38C08H	138	0,5					
Cordoba Vario *1		97-02						3807PRO	197	3807PER	152	1
Exeo incl. ST *1		09-	38C10	113	38C10H	148	0,75					

	Opm, Notes see end	Jaar, Year, Jahr, Année	ST		HD		⌚ u, h	PRO		PER		⌚ u, h
			Set	Euro ex btw	Set	Euro ex btw		Set	Euro ex btw	Set	Euro ex btw	
Ibiza		11.84-5.93	19S055	115	19S062	140	1					
Ibiza	6K	6.93-4.02						3401PRO	173	3401PER	128	1
Ibiza	6L	4.02-09	38C08	113	38C08H	138	0,5					
Ibiza incl. ST *1	6J	09-	38C08	113	38C08H	138	0,5					
Ibiza Sport, Ecomotive incl. ST *1	special shorter aux. spring	09-	38C12	133	38C12H	158	0,5					
Inca		96-04	38A02	169	38A02H	204	0,5					
Fura		3.84-7.86	19S055	115	19S062	140	1					
Leon		4.00-06	38C06	113	38C06H	138	0,5					
Leon 2		06-12	38C09	113	38C09H	138	0,75					
Leon 3 incl. ST, SC		13-	38C13	133	38C13H	158	0,5					
Malaga		9.85-91	19S055	115	19S062	140	1					
Marbella	*6	12.86-98	19B01	134			0,25					
Ronda		4.83-12.87	19S055	115	19S062	140	1					
Terra Diesel		4.90-96	34B02	112			0,25					
Toledo		9.91-3.99	65S755	118	65S762	143	1	3806PRO	197	3806PER	152	1
Toledo		4.99-04	38C06	113	38C06H	138	0,5					
Toledo		05-	38C09	113	38C09H	138	1					
SKODA												
Fabia incl. Combi *1		00-	38C08	113	38C08H	138	0,5					
Fabia incl. Combi *1 (also model 2015)	excl. Greenline with lowered chassis	07-	38C08	113	38C08H	138	0,5					
Fabia Greenline, lowered chassis incl. Combi *1	special shorter aux. spring	07-	38C12	133	38C12H	158	0,5					
Felicia Pick-up		96-01	44C01	140			0,5					
Felicia incl. Combi *1, Favorit, Forman Combi *1		88-01								4401PER	160	1
Octavia incl. Combi *1		97-04	38C06	113	38C06H	138	0,5					
Octavia incl. Combi *1 model Tour		04-07	38C06	113	38C06H	138	0,5					
Octavia incl. Combi *1, incl. 4x4		04-12	38C09	113	38C09H	138	1					
Octavia incl. Combi *1 GreenLine/GreenTec, Lower Suspension		07-12	38C15	133	38C15H	158	1					
Octavia incl. Combi *1		13-	38C13	133	38C13H	158	0,5					
Superb 1		01-08	38C05	113	38C05H	138	0,25					
Superb 2 incl. Combi *1	incl. Greenline	08-6.15	38C09	113	38C09H	138	0,75					
Superb 3 incl. Combi *1, incl. 4x4	excl. DCC (Dynamic Chassis Control)	7.15-	38C14	133	38C14H	158	0,75					
Yeti	*4	09-	38C09	113	38C09H	138	0,75					
SMART												
Forfour		04-	28C13	117	28C13H	142	0,5					
SSANGYONG												
Actyon		06-	36C03	128	36C03H	153	0,5					
Korando models without ABS need adjustment plate ALR/LSV *4 (e10,-)		97-	36C04	114	36C04H	149	0,75					
Musso models without ABS need adjustment plate ALR/LSV *4 (e10,-)		95-	36C04	114	36C04H	149	0,75					
Rexton	excl. XVT	02-	36C03	128	36C03H	153	0,5					
Rexton	XVT, W	07-								3601PER	245	1,25
Rodius		05-11								3601PER	245	1,25
Tivoli incl. XLV		15-								3602PER	190	0,75
SUBARU												
Forester 4x4	SF	*31 98-02						4113PRO	205	4113PER	160	1,5
Forester 4x4	SG	*31 02-08						4115PRO	205	4115PER	160	1
Forester 4x4	SH	*32 08-13						4117PRO	208	4117PER	163	1
Forester 4x4	SJ	*32 13-						4119PRO	208	4119PER	163	1,5
Impreza incl. Plus *1, 4x4		92-01						4109PRO	195			1
Impreza incl. Plus *1, 4x4		*4 01-07	41S01	150	41S01H	175	-					
Impreza 4x4		07-						4116PRO	199	4116PER	154	1
Justy G3X 4x4		04-07	41C01	139	41C01H	164	0,5					
Justy		07-						1710PRO	177			0,5
Legacy excl. 4x4	BC	11.89-12.91						4102PRO	187	4102PER	142	1,25
Legacy excl. 4x4	BC	1.92-6.94						4109PRO	195	4104PER	165	1
Legacy 4x4	BD	6.94-99						4108PRO	208			1,25

		Opm, Notes see end	Jaar, Year, Jahr, Année	ST Set	Euro ex btw	HD Set	Euro ex btw	🕒 u, h	PRO Set	Euro ex btw	PER Set	Euro ex btw	🕒 u, h
Legacy 4x4	BE		99-04						4112PRO	190	4112PER	145	0,75
Legacy 4x4	BL		04-10						4112PRO	190	4112PER	145	0,75
Legacy 4x4	BM		10-						*4		*4		
Legacy Touringwagon *1, excl. 4x4	BF,BJ		11.89-12.91						4103PRO	191			1,25
Legacy Touringwagon *1, excl. 4x4	BF,BJ		1.92-6.94						4105PRO	195	4105PER	150	1
Legacy Touringwagon *1, 4x4	BF,BJ		1.92-6.94						4106PRO	184			1
Legacy Touringwagon *1, excl. 4x4	BG,BK		6.94-8.98						4108PRO	208			1,25
Legacy Touringwagon *1, 4x4	BG,BK		6.94-8.98						4107PRO	208			1,25
Legacy Touringwagon *1, 4x4	BH,BT		9.98-04						4111PRO	199	4111PER	154	1
Legacy Touringwagon *1, 4x4	BP		04-10						4111PRO	199	4111PER	154	1
Legacy Touringwagon *1, 4x4	BR		10-						4118PRO	212	4118PER	167	1
Legacy Outback Touringwagon *1			97-8.98						4110PRO	195			1,25
Legacy Outback Touringwagon *1		*30	9.98-15						4111PRO	199	4111PER	154	1
Legacy Outback Touringwagon *1		*32	9.98-15						4114PRO	190	4114PER	145	1
Legacy Outback Touringwagon *1		*5	15-										
Leone Touringwagon L-serie *1 excl.4x4			84-93						4101PRO	162			0,75
Trezia			11-	37C11	140	37C11H	165	0,25					
Tribeca		*4 *7	05-	RalRng26-10									
XV			12-						4120PRO	208	4120PER	163	1
SUZUKI													
Alto			02-06								3501PER	148	1
Alto			09-	35C07	135	35C07H	160	0,75					
Baleno incl. Wagon *1			95-02	35S02	131	35S02H	156	1					
Ignis			03-	35C04	114	35C04H	139	0,5					
Jimny			98-	35C10	139	35C10H	164	0,5					
Liana incl. Sedan			01-07	35S02	131	35S02H	156	1					
Splash			07-	35C08	119	35C08H	144	0,5					
Swift	excl.4x4		89-05	35C01	119	35C01H	144	0,5					
Swift (also model 10-)	type RS,SG,NZ,MZ		05-	35C06	126	35C06H	151	0,5					
SX4	excl.4x4		06-	35C06	126	35C06H	151	0,5					
SX4 S-Cross			13-	35C09	126	35C09H	151	0,5					
Vitara			88-01	80S860	131	80S865	141	0,75					
Vitara			15-	35C09	126	35C09H	151	0,5					
Grand Vitara			5.98-05	35S01	139	35S01H	164	0,75					
Grand Vitara			05-13	35C05	152	35C05H	177	1					
Kizashi			10-	35C11	160	*4		1					
Wagon R+			12.97-07	35C02	114	35C02H	139	0,5					
TALBOT													
Express (Camper *3: see separate camper catalogue)		*10 *17	81-94	51A02	185	51A02H	225	1					
TOYOTA													
Auris	E15		07-12	37C15	140	37C15H	165	0,5					
Auris incl. Hybrid, incl. TS	E18		13-	37C14	118	37C14H	143	0,75					
Avensis			98-03	37S08	123	37S08H	148	1	3711PRO	214	3711PER	169	1
Avensis			03-09						3717PRO	221	3717PER	176	2,3
Avensis Stationwagon *1			98-03	37S08	123	37S08H	148	1	3712PRO	214	3712PER	169	1
Avensis Stationwagon *1			03-09						3718PRO	221	3718PER	176	2,3
Avensis incl. Wagon *1	T27		09-	37C14	118	37C14H	143	0,75					
Avensis Verso	M2		01-06	37C09	112	37C09H	147	0,5					
Aygo	Heavy Duty HD: min.50kg load		05-14	37C12	115	37C12H*21	150	0,5					
Aygo			14-	37C17	134	37C17H	159	0,5					
Camry	SV10,SV11,CV10,CV11		82-9.86						3702PRO	173	3702PER	128	1
Camry	CV20,SV20,SV21,ZV21		10.86-6.91						3703PRO	178	3703PER	133	1
Camry	SXV10, VCV10		6.91-8.96						3705PRO	178	3705PER	133	1
Camry	SXV20, MCV20		9.96-01	37S07	123	37S07H	148	1					
Camry Station Wagon *1	SV20, SV21, CV20		1.87-4.92						3704PRO	178	3704PER	133	1

	Opm, Notes see end	Jaar, Year, Jahr, Année	ST Set	Euro ex btw	HD Set	Euro ex btw	🕒 u, h	PRO Set	Euro ex btw	PER Set	Euro ex btw	🕒 u, h		
Camry Station Wagon *1		SXV10,VCV10		5.92-96						3709PER	176	1		
Carina incl. Stationwagon *1		TA10,TA12,TA14		12.70-7.77	80S860	131	80S865	141	0,75					
Carina incl. Stationwagon *1		TA40,TA47,TA60,TA62,CA60		8.77-9.83	37C02	105	37C02H	130	0,75					
Carina II, Corona incl. Liftback		AT151,ST150,CT150,ST151		10.83-12.87	65S560	124			1,25	3701PRO	173	3701PER	128	1
Carina II, Corona incl. Liftback		AT171,ST171,CT170		1.88-92	65S660	124			1,25	3701PRO	173	3701PER	128	1
Carina II, Corona Stationwagon *1		AT171,CT170,ST171		1.88-10.92	65S660	124			1,25	3702PRO	173	3702PER	128	1
Carina E, Corona incl. Liftback		AT190,CT190,ST191		92-98	65S655	114	65S662	139	1,25	3706PRO	183	3706PER	138	1
Carina E, Corona Stationwagon *1		AT190,AT191,CT190,ST191		11.92-98						3710PRO	207	3710PER	162	1
Celica				8.77-7.85	37C02	105	37C02H	130	0,75					
Celica excl. 4x4		AT160,ST162		8.85-9.89	65S660	124			1,25					
Corolla 30 Station Wagon *1				8.74-7.81	80S860	131	80S865	141	0,75					
Corolla incl. Liftback excl. Wagon *1				8.79-10.84	37C02	105	37C02H	130	0,75					
Corolla excl. Wagon *1 excl. Coupé		AE80,AE82,EE80,CE80		5.83-5.87	65S555	114	65S562	139	1,25					
Corolla incl. Liftback excl. Wagon *1		EE90,AE92,CE90		5.87-5.92	65S560	124			1,25	3701PRO	173	3701PER	128	1
Corolla excl. Wagon *1		AE101,CE100,EE100,EE101		5.92-97	65S555	114	65S562	139	1,25	3708PRO	181	3708PER	136	1
Corolla excl. Wagon *1		AE111,CE110,EE111		97-02	65S555	114	65S562	139	1,25	3713PRO	181	3713PER	136	1
Corolla excl. Wagon *1, Verso		E12		02-07						3716PRO	204	3716PER	159	1,25
Corolla Wagon *1		KE70,CE70,AE71,TE71		8.79-5.92	80S860	131	80S865	141	0,75					
Corolla Wagon *1		AE92,CE90,CE92,EE90		5.87-92	65S560	124			1,25	3702PRO	173	3702PER	128	1
Corolla Wagon *1		AE101,CE100,EE100,EE101		5.92-97	65S555	114	65S562	139	1,25	3708PRO	181	3708PER	136	1
Corolla Wagon *1		E110, E111		97-02	65S555	114	65S562	139	1,25	3708PRO	181	3708PER	136	1
Corolla Wagon *1		E12		02-07						3719PRO	204	3719PER	159	1
Corolla Verso		E12		02-04						3719PRO	204	3719PER	159	1
Corolla Verso		R1		04-09	37A06	153	37A06H	178	0,5					
Cressida		RX30,TX30,MX32		12.76-8.80	37C02	105	37C02H	130	0,75					
Cressida Station Wagon *1		RX35,MX36		12.76-8.80	80S860	131	80S865	141	0,75					
Cressida incl. Station Wagon *1		RX60,LX60,GX60,GX61,MX62,MX63,TX62		9.80-7.84	37C02	105	37C02H	130	0,75					
Hi-Ace 4x2		H50,H51,H60,H61,H70,H71		5.83-12.89	37A02	163	37A02H	198	0,5					
Hi-Ace LH102,LH112,RZH102,RZH103,RZH112,RZH113,RZH115				1.90-96	37A02	163	37A02H	198	0,5					
Hi-Ace incl. 4x4		also 08- model		96-	37A05	238	37A05H*21	288	0,75					
Hi-Lux Pickup 4x2		YN85,YN90,LN85,LN90		1.89-97	37A03	163	37A03H	198	0,5					
Hi-Lux Pickup 4x4				97-06	37A07	149	37A07H	184	0,5					
IQ				09-	37C13	145	*4 *21		0,5					
Landcruiser		J6		80-91	37A08	160	37A08H	195	0,5					
Landcruiser		J7		90-96	37C08	160	37C08H	195	0,75					
Landcruiser LWB long		J95		96-03	37C05	162	37C05H	187	0,75					
Landcruiser SWB short		J90		96-03	37C10	162	37C10H	197	0,75					
Lite-Ace		KM36,CM35,CM36		2.86-4.92	37A02	163	37A02H	198	0,5					
Urban Cruiser		P11		09-	37C11	140	37C11H	165	0,25					
Picnic		M10		97-01	37C04	105	37C04H	130	0,5					
Previa		TCR10,TCR20		91-00	37S10	143	37S10H	168	0,75					
Previa		ACR		00-	37C07	110	37C07H	145	0,5					
Prius		HW2		03-09						3720PER	193			
Prius		VW3		09-	37C15	140	37C15H	165	0,5					
ProAce				07-5.16	51C03	120	51C03H	170	0,75					
ProAce		Extra Heavy Duty, min. load 150kg		07-5.16			51C03E	190	0,75					
ProAce, incl. Shuttle, Verso		Heavy Duty, min. load 125kg		6.16-	51C04	140	51C04H	175	0,75					
ProAce, incl. Shuttle, Verso		Extra Heavy Duty, min. load 250kg		6.16-			51C04E	195	0,75					
Funcruiser (RAV 4) 4x4		A1		94-00						3714PRO	218		0,75	
Rav 4 incl. 4x4		A2		00-06						3715PRO	218		1	
Rav 4 incl. 4x4		A3		06-13	37B02	165	37B02H	190	0,5					
Rav 4 incl. 4x4, incl. Hybrid		A4		13-	37B02	165	37B02H	190	0,5					
Starlet incl. Station Wagon *1		KP60,KP61,KP62		2.78-85	37C02	105	37C02H	130	0,75					
Starlet		EP7,EP8,NP70,NP80,NR70		10.84-96	37S06	105	37S06H	130	0,75					
Tercel		AL20,AL21		5.82-8.84	65S555	114	65S560	124	0,75					

CAR SUPPORT STABILISING LOAD SPRINGS		Catalogue ver. Cat1710a NL/UK General info: see separate file ! tel. +31/0-180-517788	Opm, Notes see end	Jaar, Year, Jahr, Année	ST Set	Euro ex btw	HD Set	Euro ex btw	🕒 u, h	PRO Set	Euro ex btw	PER Set	Euro ex btw	🕒 u, h
Tercel Station Wagon 4x4 *1		AL25		9.82-88	80S860	131	80S865	141	0,75					
Tundra					*4		*4							
Verso		R1		04-09	37A06	153	37A06H	178	0,5					
Verso		R2		09-	37C11	140	37C11H	165	0,25					
Verso-S		P12		10-	37C11	140	37C11H	165	0,25					
Yaris incl. Verso		P1		99-06	37C06	115	37C06H	140	0,5					
Yaris		P9, P13 (including model 2011-)		06-	37C11	140	37C11H	165	0,25					
TRIUMPH														
Acclaim				1.82-5.85	23S01	115	23S01H	140	1,25					
VAUXHALL														
Astra				79-84	30C03	98	30C03H	123	0,5					
Astra				84-98	30C07	98	30C07H	123	0,25					
Astra		type G,H		98-09	30C15	108	30C15H	133	0,25					
Astra		type J		09-	30C23	125	30C23H	150	0,5					
Astra Estate				79-85	30C04	98	30C04H	123	0,5					
Astra Estate				85-98	30C11	105	30C11H	130	0,25					
Astra Estate		type G,H		98-10	30C16	108	30C16H	143	0,25					
Astra Estate		type J		10-	30C23	125	30C23H	150	0,5					
Belmont				86-91	30C07	98	30C07H	123	0,25					
Brava Pick-up		TFR,TFS (4x2, 4x4)		92-01	30A01	148	30A01H	173	0,5					
Carlton incl. Estate				78-86	30C06	115	30C06H	140	0,5					
Carlton				86-94	30C12	105	30C12H	130	0,5					
Carlton Estate				86-94	30C13	105	30C13H	130	0,25					
Cavalier				70-81	30C06	115	30C06H	140	0,5					
Cavalier				81-88	30C05	98			0,5					
Cavalier				88-95	30C09	100	30C09H	110	0,25					
Chevette incl. Estate, Van				75-84	30C06	115	30C06H	140	0,5					
Corsa				93-00	30C02	102	30C02H	127	0,5					
Nova				83-93	30C02	102	30C02H	127	0,5					
Royale, Senator A,B				78-95	30C09H	110	30C09E	130	0,25					
Victor, VX, Ventora FE Serie incl.Estate				72-78	30C06	115	30C06H	140	0,5					
Agila		See OPEL		00-										
Calibra		See OPEL		90-98										
Combo		See OPEL		84-										
Frontera		See OPEL		95-										
Omega, Omega Caravan		See OPEL		94-03										
Signum		See OPEL		03-										
Sintra		See OPEL		96-99										
Vectra		See OPEL		95-										
Vivaro		See OPEL		01-										
Zafira		See OPEL		98-										
VOLKSWAGEN														
Bora incl. Variant *1				98-	38C06	113	38C06H	138	0,5					
Caddy excl. Pick-up			*10	96-04	38A02	169	38A02H	204	0,5					
Caddy Pick-up			*11	96-	44C01	140			0,5					
Caddy incl. Maxi, incl.4motion 4x4		<i>ook/also model '15-</i>		04-	38A04	192	38A04H	212	0,5					
Caddy incl. Maxi, incl.4motion 4x4		<i>ook/also model '15- Extra Heavy Du</i>	*21	04-			38A04E	237	0,5					
Corrado				88-96	65S555	114	65S562	139	1					
Crafter excl. 5t		E: Extra Heavy Duty, min.1250kg *2(*34	06-	18A04	330	18A04E	380	0,75					
Crafter Vóóras / Front springs *33		<i>see separate camper catalogue</i>	*7	06-										
Derby				77-86	65S455	114	65S460	124	1					
Eos		excl. 4x4	*4	06-	38C09	113	38C09H	138	0,5					
Golf I				73-8.83	65S755	118	65S762	143	1,25					
Golf II				8.83-91	65S755	118	65S762	143	1	3803PRO	185	3803PER*6	140	1
Golf II Country				-92						3803PRO	185	3803PER*6	140	1

	Opm, Notes see end	Jaar, Year, Jahr, Année	ST		HD		u, h	PRO		PER		u, h
			Set	Euro ex btw	Set	Euro ex btw		Set	Euro ex btw	Set	Euro ex btw	
Golf III excl. GT, GTi, VR6, Sport Suspension		8.91-97	65S755	118	65S762	143	1					
Golf III GT, GTi, VR6, Sport Suspension		8.91-97	65S755	118	65S762	143	1					
Golf III Variant *1		93-99						3805PRO	197	3805PER	152	1
Golf 4, IV	excl. Syncro 4x4	97-03	38C06	113	38C06H	138	0,5					
Golf 4, IV Variant *1	excl. Syncro 4x4	99-07	38C06	113	38C06H	138	0,5					
Golf 4, IV Cabrio	excl. Syncro 4x4	97-03	65S755	118	65S762	143	1					
Golf 5 incl.Plus	incl. Bluemotion	03-08	38C09	113	38C09H	138	0,5					
Golf 5 Variant *1	incl. Bluemotion	07-09	38C09	113	38C09H	138	0,5					
Golf 6 incl. Variant *1, incl.Plus	incl. Bluemotion	08-12	38C09	113	38C09H	138	0,5					
Golf 7 incl.Variant, incl. Sportsvan		13-	38C13	133	38C13H	158	0,5					
Fox		05-11	38C08	113	38C08H	138	0,5					
Jetta I		79-8.83	65S755	118	65S762	143	1					
Jetta II		8.83-92	65S755	118	65S762	143	1	3803PRO	185	3803PER*6	140	1
Jetta III, see Vento		92-98										
Jetta IV, see Bora		98-05										
Jetta V	incl. Bluemotion, Hybrid	05-	38C09	113	38C09H	138	0,5					
Kefer, Beetle	(made in D + Mexico)	60-	80S860	131	80S865	141	0,75					
New Beetle		98-	38C06	113	38C06H	138	0,5					
LT 28, LT 31, LT 35		83-96	38B02	273	38B02E	323	0,5					
LT 28, LT 31, LT 35	E: Extra Heavy Duty, min.1250kg *2(4.96-06	18A03	330	18A03E	380	0,75					
LT Vóóras / Front springs *33	see separate camper catalogue	4.96-06										
Lupo		98-05	38C08	113	38C08H	138	0,5					
Passat I incl. Variant *1		73-80	38C02	105	38C02H	130	0,75					
Passat II incl. Variant *1		81-88	65S760	124	65S765	143	1,25					
Passat III		88-9.96	65S760	124	65S765	143	1,25					
Passat III Variant *1		88-7.97	65S760	124	65S765	143	1,25					
Passat B5 incl. Variant	excl. 4motion / Syncro 4x4	10.96-05	38C05	113	38C05H	138	0,25					
Passat B5 4x4 incl. Variant	4motion/Syncro 4x4	97-05	38S03	130	38S03H	155	0,5					
Passat B6,B7 incl. Variant (also '10- '14- and C	incl. (*4) 4motion / Syncro 4x4	05-	38C09	113	38C09H	138	1					
Passat B6,B7 incl. Variant , special for Bluemotion, Lower Suspension		07-	38C15	133	38C15H	158	1					
Polo I, II		8.75-7.94	65S455	114	65S460	124	1					
Polo	mk3,6N	8.94-01	65S655	114	65S660	124	0,5					
Polo Variant *1	mk3,6N	97-01						3807PRO	197	3807PER	152	1
Polo	mk4,9N	02-09	38C08	113	38C08H	138	0,5					
Polo	mk5,6R	09-	38C08	113	38C08H	138	0,5					
Santana		82-85	65S760	124	65S765	143	1					
Scirocco		74-89	65S755	118	65S762	143	1					
Sharan		95-10	38C07	113	38C07H	148	0,5					
Sharan		10-	38C09	113	38C09H	138	0,75					
Taro	4x2	89-97	37A03	163	37A03H	198	0,5					
Touran		03-	38C09	113	38C09H	138	1					
Tiguan		07-	38C09	113	38C09H	138	1					
Transporter	type T2	-79	38S05	184	38S05H	209	0,75					
Transporter excl. 4motion 4x4	type T3	79-90	38C04	105	38C04H	140	0,5					
Transporter	type T4	90-03	38C04	105	38C04H	140	0,5					
Transporter 4motion 4x4	type T4	90-03	*4		*4							
Transporter excl. 4motion 4x4	type T5, T5 GP, T6 Also 2015-	03-	38C11	121	38C11H	171	0,5			3809PED *7	185	1
Transporter 4motion 4x4	type T5, T5 GP, T6 Also 2015-	03-	--		--					3809PED *7	185	1
Transporter Campers*3 AL-KO chassis*36	see separate camper catalogue	05-										
Up!		12-	38C08	113	38C08H	138	0,5					
Vento excl. GT,VR6,Sport Suspension		1.92-98	65S755	118	65S762	143	1	3806PRO	197	3806PER	152	1
Vento GT,VR6,Sport Suspension		1.92-98	65S755	118	65S762	143	1					
VOLVO												
Amazone	type P120, P130	57-70	80S860	131	80S865	141	0,75					
Amazone Station Wagon *1	type P220	62-70								3902PER	175	0,5

	Opm, Notes see end	Jaar, Year, Jahr, Année	ST		HD		🕒 u, h	PRO		PER		🕒 u, h
			Set	Euro ex btw	Set	Euro ex btw		Set	Euro ex btw	Set	Euro ex btw	
140, 160 series incl. Station Wagon *1	*4 *22	66-73	39C08	162	39C08H	187	0,75					
140, 160 series incl. Station Wagon *1		73-8.74	39C02	129	39C02H	154	0,75					
240, 260 series incl. Station Wagon *1		74-93	39C02	129	39C02H	154	0,75					
340, 360 series	*27	76-92	80S860	131	80S865	141	0,75					
340, 360 series	*28	76-92	65S555	114	65S562	139	0,75					
440, 460		88-98	39C05	119	39C05H	144	0,25					
480		85-96	39C06	119			0,5					
740 incl. Estate *1		84-92	39C03	149	39C03H	174	0,5					
760 incl. Estate *1	*15	82-92	39C03	149	39C03H	174	0,5					
850 incl. Estate *1 excl. Sport SuspensionT5 original, Monroe or Koni shocks	*30	91-97	39S09	153	39S09H	178	0,75					
850 incl. Estate *1 Sport Suspension, T5	*30	91-97	39S07	151	39S07H	176						
940 incl. Estate *1	*15	90-98	39C03	149	39C03H	174	0,5					
960 excl. Estate *1	*30	9.94-97	39S08	168	39S08H	193	0,75					
960 Estate *1	*15	90-9.94	39C03	149	39C03H	174	0,5					
S40, V40 Estate*1 New set for all types, replaces 3901PRO and 3903PRO		95-04						3904PRO	190			1,25
S40, V40 Estate*1 *25: Original springs with color codes: brown-green, + codes grey-green, purple-purple, brown-purple, grey-purple, purple-red, red-white	*25	95-99								3901PER	145	1,25
S40, V40 Estate*1 *25: codes: grey-red, brown-red, purple-yellow, grey-yellow	*25	95-99								3903PER	145	1,25
S40, V40 Estate*1 *25: Original springs color codes: red-red, red-yellow	*25	00-04								3901PER	145	1,25
S40, V40 Estate*1 *25: Original springs color codes: brown-yellow, brown-white	*25	00-04								3903PER	145	1,25
S40		04-12	21C06	114	21C06H	139	0,5					
V50, incl. T5, AWD 4x4		04-12	21C06	114	21C06H	139	0,5					
V40		12-	21C10	124	21C10H	149	0,75					
S60 original, Monroe or Koni shocks	*30	00-09	39S09	153	39S09H	178	0,75					
S60 excl. R-design , excl.4x4		10-						3909PRO	233	3909PER	188	1
V60 excl. R-design , excl.4x4		10-						3906PRO	233	3906PER	188	1
V60 Hybrid		14-								3908PER	275	1,5
C70 original, Monroe or Koni shocks	*30	98-06	39S09	153	39S09H	178	0,75					
C70	*4	06-	21C06	114	21C06H	139	0,5					
S70, V70 Classic Estate *1 original, Monroe or Koni shocks	*30	97-00	39S09	153	39S09H	178	0,75					
V70 Estate *1 original, Monroe or Koni shocks	*30	00-07	39S09	153	39S09H	178	0,75					
V70 Estate *1	*30	07-						3905PRO	213	3905PER	168	1
S80 original, Monroe or Koni shocks	*30	98-06	39S09	153	39S09H	178	0,75					
S80 four-C 4C dempers / shocks		98-06	*4									
S80		06-						3907PRO	249	*4		1
S90	*30	97-98	39S08	168	39S08H	193	0,75					
XC60	*30	08-13						2113PRO	219	2113PER	174	1
XC70 incl. 4x4	*30	07-						3905PRO	213	3905PER	168	1
ZASTAVA												
Yugo 1100, 1100 Super		73-83	19S055	115	19S062	140	1					
Yugo GTL 45, 55, 65		83-91	19S055	115	19S062	140	1					

Nr. NL Nederlands	No. UK English
<p>*1 Station Wagon, Wagon, Kombi, Break, Estate</p> <p>*2 Van, Bestel</p> <p>*3 Camper, Kampeerauto zie aparte camper catalogus</p> <p>*4 Op aanvraag</p> <p>*5 In ontwikkeling</p> <p>*6 Uitlopend, zolang voorraad strekt</p> <p>*7 Afwijkende kortingen en garantievoorwaarden</p> <p>*8 Achterwielaandrijving</p> <p>*9 Voorwielaandrijving</p> <p>*10 Voor auto met bladveren</p> <p>*11 Voor auto met schroefveren</p> <p>*12 Schijfremmen achter</p> <p>*13 Trommelremmen achter</p> <p>*14 Onafhankelijke achterwielophanging</p> <p>*15 Starre achteras</p> <p>*16 Vierkante achteras</p> <p>*17 Ronde achteras</p> <p>*18 Niet voor auto's met stabilisatorstang</p> <p>*19 Voor auto's met LPG onderbouw gastank</p> <p>*20 Minimale achterasbelasting</p> <p>*21 Altijd zeer zware belading, zoals campers en service auto's</p> <p>*22 Toepasbaar indien de hoofdveer boven met een bout bevestigd is</p> <p>*23 Voor originele, Monroe en Delco achterschokdempers. 3201PER kan alléén met Carsupport veerspanner 3201SPA gemonteerd worden. Deze wordt op aanvraag in bruikleen meegeleverd.</p> <p>*24 Niet geschikt voor de Express type HL of CU+ (01/92-) met verhoogd laadvermogen 760kg</p> <p>*25 Controleer de kleurcode van de originele veer</p> <p>*26 Voor schokdempers met een reservoirbuisdiameter van 38-40mm</p> <p>*27 Voor schokdempers met een reservoirbuisdiameter van 38-43mm</p> <p>*28 Voor schokdempers met een reservoirbuisdiameter van 43-60,5mm</p> <p>*29 Niet voor auto's met elektronisch instelbare schokdempers (A.A.S.)</p> <p>*30 Niet voor auto's met niveauregeling</p> <p>*31 Vervangende veren voor auto's met of zonder niveauregelingsschokdempers: 1. Als deze worden vervangen door conventionele schokdempers. 2. Om de niveauregelingsschokdempers te ondersteunen en ook tijdens stilstand op correcte hoogte te houden.</p> <p>*32 Voor auto's met niveauregelingsschokdempers. Deze veren ondersteunen de hoogteregeling en houden de auto ook tijdens stilstand op correcte hoogte.</p> <p>*33 Voorzijde, Verhogingsvoorveren voor campers, vervangende veren of hulpveren.</p> <p>*34 Enkellucht (enkele band)</p> <p>*35 Dubbellucht (dubbele band)</p> <p>*36 Torsieveren</p> <p>*37 Verlengde uitvoering (extra achterbank)</p> <p>*38 Comfort set, maakt stugge auto soepeler</p>	<p>*1 Estate, Station Wagon, Wagon, Break, Combi</p> <p>*2 Van</p> <p>*3 Motorhome, Camper see separate camper catalogue</p> <p>*4 On demand</p> <p>*5 In preparation</p> <p>*6 Supplied until stock depleted</p> <p>*7 Different discounts and guarantee conditions</p> <p>*8 Rear wheel drive</p> <p>*9 Front wheel drive</p> <p>*10 For cars with leaf springs</p> <p>*11 For cars with coil springs</p> <p>*12 Disc brakes on rear</p> <p>*13 Drum brakes on rear</p> <p>*14 Independent rear suspension</p> <p>*15 Solid rear axle</p> <p>*16 Square rear axle</p> <p>*17 Round rear axle</p> <p>*18 Not intended for vehicles with stabilizer bar</p> <p>*19 For cars with subfloor LPG tank</p> <p>*20 Minimum weight on rear axle</p> <p>*21 Only for constant very heavy loaded cars</p> <p>*22 Suitable if the main spring is fixed with a bolt on top</p> <p>*23 For original, Monroe and Delco rear shock absorbers. 3201PER can only be fitted with Carsupport spring compressor 3201SPA.</p> <p>*24 Not suitable for Express type CU+ (01/92-) with a carrying capacity of 760kg</p> <p>*25 Check color marks of original carsprings</p> <p>*26 Suitable for shock absorbers with a reservoir tube diameter of 38-40mm</p> <p>*27 Suitable for shock absorbers with a reservoir tube diameter of 38-43mm</p> <p>*28 Suitable for shock absorbers with a reservoir tube diameter of 43-60.5mm</p> <p>*29 Not for cars with electronically adjustable shock absorbers (A.A.S)</p> <p>*30 Not for cars with self levelling system</p> <p>*31 Replacement springs for cars with or without self levelling shock absorbers: 1. if these are replaced by conventional shocks. 2. for keeping the car also while stationary at correct height.</p> <p>*32 For cars with self levelling shock absorbers. Helps when the levelling system is insufficient and help to keep the car at correct height while stationary.</p> <p>*33 For the front side of campers. Reinforced replacement springs or Aux. springs.</p> <p>*34 Single wheel</p> <p>*35 Twinwheel</p> <p>*36 Torsion spring</p> <p>*37 Stretched model (extra rear seat)</p> <p>*38 Comfort set, for a smoother suspension</p>
<p>ALGEMENE OPMERKINGEN (zie blad met volledige uitleg)</p> <ul style="list-style-type: none"> - Genoemde prijzen zijn adviesprijzen, bruto, per set, in Euro, excl. B.T.W. - ☺ : een richtlijn voor de inbouwtijd in uren. - Auto's met 4x4 (4WD) en auto's met automatische niveauregeling zijn uitgesloten, tenzij anders vermeld. - Verlaagde auto's, af fabriek of achteraf: met hulpveren ST/HD zal de auto meer stijgen dan opgegeven. Tenzij anders vermeld, zijn vervangende veren PER/PRO niet geschikt - Carsupport behoudt zich het recht voor prijzen, sets en toepassingen per direct te veranderen. Fouten voorbehouden <p>Copyright © 2005-</p>	<p>GENERAL REMARKS: (See complete explanation)</p> <ul style="list-style-type: none"> - Mentioned prices are advised end user prices, per kit, in Euro, ex. V.A.T. - ☺ : fitting time in hours, only as a rough guide. - 4x4 (4WD) vehicles and cars with levelling systems are excluded, unless mentioned otherwise. - Lowered cars (original or custom): with aux.springs ST/HD the car will raise more then mentioned. Unless mentioned otherwise, replacement springs PER/PRO are not suitable. - Carsupport can change prices, products or applications without prior notice. Errors excepted. <p>Copyright © 2005-</p>